

NYS PHSA/NYS Federation Championships - 3/5/2022

Ocean Breeze Athletic Complex

Results

Girls 55 Meter Dash

Meet Records: **6.94 # 2016** **Lanae-Tava Thomas**

Name	Yr	School	Prelims
Preliminaries			
1	Perez-Tucker, Zionna	12	Mohonasen 7.13Q
2	Locci, Gianna	12	Stillwater 7.21Q
3	Ebanks, Jodiann	11	Benjamin N. 7.30Q
4	Moore, Ay'rianna	10	Churchville- 7.37Q
5	Udofa, Ekemini	10	Greece Odys 7.37Q
6	Fulton, Ashley	10	Elmont Memor 7.27q
7	Del Gandio, Kate	12	Mt. Sinai 7.37q
8	Modupe, Dami	11	North Rockla 7.37q
9	Louis, Anaika	12	Spring Valle 7.38
10	Scanlan, Kate	12	Guilderland 7.39
11	Doresca, Sariah	9	Baldwin 7.41
12	Daley, Camryn	9	Saint Anthon 7.42
13	Whyte, Justein	11	Young Women' 7.42
14	Ciaravino, Giavanna	12	Saint Anthon 7.44
15	Palmisano, Jessica	11	Depew 7.44
16	Tenemille, Kaylen	11	Monroe-Woodb 7.44
17	Johnson, Skyy	12	Ethical Cult 7.45
18	Harloff, Melody	11	Victor Centr 7.46
19	Moxey, Olivia	12	New Rochelle 7.47
19	Scott, Isabella	10	Altmar-Paris 7.47
21	Kennedy, Jacqueline	10	Rondout Vall 7.49
22	Mesa-Espinosa, Angie	12	Westhill 7.55
23	Mateo, Kaia	11	Avenues 7.62
24	Weiner, Stephanie	9	Babylon 7.63
25	Verse, Amiya	10	Cheektowaga 7.73
26	Manson, Makenna	10	Salmon River 7.84
27	Davis, Olivia	11	Saranac 7.85
28	Gonzalez, Milla	12	Oxford Acade 7.88
29	Hubbard, Madalynn	12	Ticonderoga 8.02
30	Rijo, Atalyia	12	Corning 8.03

Girls 55 Meter Dash Wheel Chair

Name	Yr	School	Finals
Finals			
1	Hill, Elise	12	South Jeffer 17.14

Girls 55 Meter Dash

Meet Records: **6.94 # 2016** **Lanae-Tava Thomas**

Name	Yr	School	Finals
Finals			
1	Perez-Tucker, Zionna	12	Mohonasen 7.05
2	Ebanks, Jodiann	11	Benjamin N. 7.20
3	Fulton, Ashley	10	Elmont Memor 7.21
4	Locci, Gianna	12	Stillwater 7.23

5	Del Gandio, Kate	12	Mt. Sinai 7.26
6	Udofa, Ekemini	10	Greece Odys 7.27
7	Modupe, Dami	11	North Rockla 7.36
8	Moore, Ay'rianna	10	Churchville- 7.44

Girls 300 Meter Dash

Meet Records: **38.23 # 2012** **Kyle Plante**

Name	Yr	School	Prelims
Preliminaries			
1	Perez-Tucker, Zionna	12	Mohonasen 39.11Q
2	Mc Donald, Leanne	12	Paul Robeson 39.64Q
3	Daniels, Tori	11	Valley Strea 40.17Q
4	Swift, Kaela	10	Medgar Evers 40.55Q
5	Hall, Kayla	12	Mount Saint 40.61Q
6	Scanlan, Kate	12	Guilderland 40.97Q
7	Moore, Ay'rianna	10	Churchville- 40.29q
8	Griffith, Corintia	10	Webster Schr 40.42q
9	Palmer, Kyla	11	Skaneateles 40.69q
10	Robinson, Ariann	12	Sachem East 40.87q
11	Kuylen, Sania	12	Newburgh Fre 40.90q
12	Derrick-Bain, Brinesha	12	Bishop Lough 40.93q
13	St. Fort, Esther	11	North Rockla 41.24
14	Schreiber, Lizzie	11	Walt Whitman 41.44
15	Gonzalez, Arianna	11	John Jay - E 41.81
16	Reed, Juliette	9	Ethical Cult 41.90
17	Barnett, Breanne	8	Baldwin 41.91
18	Mesa-Espinosa, Angie	12	Westhill 42.20
19	Doty, Marissa	10	Cicero-North 42.22
20	Payne, Sammi	10	Clarence 43.00
21	Herman, Tyvetta	10	Allegany/Ole 43.24
22	Jefferson, Danielle	10	Dalton Schoo 43.26
23	Taylor, Dejah	8	Sidney Track 43.73
24	Nester, Patricia	12	Johnson City 43.78
25	Hubbard, Madalynn	12	Ticonderoga 45.38
26	Manson, Makenna	10	Salmon River 45.57
27	Rainville, Zoe	11	Saranac 45.68
28	Harvey, Anna	12	Potsdam HS 47.46

Girls 300 Meter Dash

Meet Records: **38.23 # 2012** **Kyle Plante**

Name	Yr	School	Finals
Finals			
1	Perez-Tucker, Zionna	12	Mohonasen 39.04
2	Mc Donald, Leanne	12	Paul Robeson 39.99
3	Daniels, Tori	11	Valley Strea 40.66
4	Palmer, Kyla	11	Skaneateles 40.85
5	Moore, Ay'rianna	10	Churchville- 40.88
6	Hall, Kayla	12	Mount Saint 40.89
7	Robinson, Ariann	12	Sachem East 40.91



NYS PHSA/NYS Federation Championships - 3/5/2022

Ocean Breeze Athletic Complex

Results

Finals ... (Girls 300 Meter Dash)

Name	Yr	School	Finals
8 Griffith, Corintia	10	Webster Schr	40.91
9 Scanlan, Kate	12	Guilderland	41.03
10 Swift, Kaela	10	Medgar Evers	41.18
11 Kuylen, Sania	12	Newburgh Fre	41.40
--- Derrick-Bain, Brinesha	12	Bishop Lough	DQ

Girls 600 Meter Run

Meet Records: 1:30.59 # 2016 Sammy Watson

Name	Yr	School	Finals
Finals			
1 Batista, Anaisse	12	Huntington	1:32.94 28.735 (28.735) 1:00.899 (32.164) 1:32.936 (32.037)
2 Griffin, Leonni	10	Shaker	1:34.65 30.284 (30.284) 1:01.778 (31.494) 1:34.644 (32.866)
3 Moore, Anissa	11	Paul Robeson	1:34.80 27.917 (27.917) 1:00.567 (32.650) 1:34.800 (34.234)
4 Duran, Kaya	11	Suffern	1:34.94 29.298 (29.298) 1:02.203 (32.906) 1:34.932 (32.729)
5 Donaldson, Cate	11	Shenendehowa	1:35.21 28.767 (28.767) 1:01.714 (32.948) 1:35.210 (33.496)
6 Guerrier, Victoria	11	West Hempste	1:35.95 29.105 (29.105) 1:01.610 (32.505) 1:35.947 (34.338)
7 Schramm, Kayla	12	Goshen	1:36.66 30.074 (30.074) 1:02.978 (32.904) 1:36.656 (33.679)
8 Bolesh, Ashley	11	Westhill	1:36.86 29.394 (29.394) 1:02.187 (32.794) 1:36.853 (34.666)
9 Heslin, Rory	11	Garden City	1:37.00 29.580 (29.580) 1:01.781 (32.201) 1:37.000 (35.220)
10 Bogdan, Lillie	9	Frontier	1:38.23 30.961 (30.961) 1:03.963 (33.002) 1:38.229 (34.267)
11 Condron, Sofia	12	Elwood / Joh	1:38.43 30.351 (30.351) 1:03.582 (33.231) 1:38.424 (34.842)
12 Singh, Julia	11	Warwick Vall	1:38.92 30.363 (30.363) 1:04.001 (33.638) 1:38.920 (34.919)
13 Scibelli, Kate	12	Canandaigua	1:39.28 30.634 (30.634) 1:03.528 (32.895) 1:39.272 (35.744)
14 Leonard, Meghan	12	Notre Dame A	1:39.49 30.652 (30.652) 1:04.944 (34.292) 1:39.482 (34.538)
15 Rommer, Anabel	12	Unatego	1:39.97 31.692 (31.692) 1:05.317 (33.625) 1:39.968 (34.652)
16 White, Caroline	12	Brearley Sch	1:40.53 29.435 (29.435) 1:03.751 (34.317) 1:40.527 (36.776)
17 Bernard, Lexi	12	South Lewis	1:40.73 31.772 (31.772) 1:05.695 (33.924) 1:40.727 (35.032)
18 Olah, Angelina	12	Susan E. Wag	1:41.30 30.751 (30.751) 1:05.542 (34.792) 1:41.294 (35.752)

19 McMahon, Madison	10	West Seneca	1:41.31 31.102 (31.102) 1:04.871 (33.769) 1:41.307 (36.437)
20 Safriet, Skyler	12	Hackley Scho	1:41.63 32.414 (32.414) 1:05.458 (33.044) 1:41.630 (36.172)
21 Paolino, Mia	10	Burnt Hills-	1:41.70 30.550 (30.550) 1:03.964 (33.414) 1:41.696 (37.732)
22 Colbert, Sharon	11	Norwood-Norf	1:42.28 32.212 (32.212) 1:06.774 (34.563) 1:42.278 (35.504)
23 McAuliffe, Ava	10	Seton Cathol	1:42.48 30.825 (30.825) 1:06.564 (35.739) 1:42.471 (35.908)
24 Gerow, Lauren	12	Corning	1:42.91 31.952 (31.952) 1:06.438 (34.486) 1:42.907 (36.469)
25 Wams Ganz, Lydia	12	Saranac Lake	1:44.00 31.150 (31.150) 1:07.036 (35.887) 1:43.994 (36.958)
26 Rice Porter, Chance	12	Waterloo	1:45.20 28.634 (28.634) 1:02.623 (33.990) 1:45.192 (42.570)
27 Dow, Samantha	10	Nanuet	1:46.37 30.498 (30.498) 1:05.222 (34.725) 1:46.362 (41.140)
28 Oakes, Krissy	11	Salmon River	1:47.77 33.571 (33.571) 1:10.236 (36.665) 1:47.770 (37.534)
--- Gonzales, Eva	10	Archbishop M	DQ 29.928 (29.928) 1:01.762 (31.834) 1:40.341 (38.579)

Girls 1000 Meter Run

Meet Records: 2:48.44 # 1996 Tamiaka Grizzle

Name	Yr	School	Finals
Finals			
1 Napoleon, Angelina	11	Allegany/Ole	2:49.65 33.339 (33.339) 1:07.154 (33.815) 1:42.445 (35.292) 2:18.734 (36.290) 2:49.643 (30.909)
2 Boyle, Hannah	11	Cicero-North	2:49.96 32.776 (32.776) 1:06.558 (33.782) 1:42.351 (35.794) 2:18.258 (35.907) 2:49.959 (31.702)
3 Macchia, Zariel	9	William Floy	2:51.73 33.314 (33.314) 1:07.540 (34.227) 1:42.718 (35.178) 2:18.598 (35.881) 2:51.728 (33.130)
4 Schriefer, Julia	12	Wheatley Sch	2:52.27 33.370 (33.370) 1:07.470 (34.100) 1:42.910 (35.441) 2:17.995 (35.085) 2:52.262 (34.268)
5 Hart, Alycia	10	Saratoga Spr	2:53.64 32.480 (32.480) 1:08.144 (35.664) 1:44.388 (36.244) 2:20.848 (36.460) 2:53.640 (32.793)
6 Hart, Mackenzie	11	Saratoga Spr	2:53.80 32.570 (32.570) 1:06.754 (34.184) 1:42.788 (36.034) 2:19.453 (36.666) 2:53.794 (34.342)
7 Banino, Daphne	12	Ursuline Sch	2:55.04 32.830 (32.830) 1:06.843 (34.013) 1:42.625 (35.782) 2:19.138 (36.514) 2:55.032 (35.894)



NYSPHSAA/NYS Federation Championships - 3/5/2022

Ocean Breeze Athletic Complex

Results

Finals ... (Girls 1000 Meter Run)

Name	Yr	School	Finals
8 Klock, Vassianna	12	Jordan-Elbri	2:56.74
34.454 (34.454)	1:09.400 (34.946)	1:44.847 (35.447)	
2:21.014 (36.168)	2:56.734 (35.720)		
9 Mordvinova, Ana (Vicky)	11	Elmira Expre	2:56.80
34.770 (34.770)	1:09.620 (34.850)	1:45.264 (35.644)	
2:21.741 (36.477)	2:56.792 (35.052)		
10 Condrón, Sofia	12	Elwood / Joh	2:57.08
32.414 (32.414)	1:06.108 (33.694)	1:42.252 (36.144)	
2:20.249 (37.998)	2:57.072 (36.823)		
11 Friedmann, Laina	10	Smithtown We	2:57.45
32.746 (32.746)	1:06.912 (34.166)	1:42.484 (35.573)	
2:20.911 (38.427)	2:57.444 (36.533)		
12 Schramm, Kayla	12	Goshen	2:57.84
33.094 (33.094)	1:07.827 (34.734)	1:44.071 (36.244)	
2:21.938 (37.867)	2:57.835 (35.898)		
13 Henrich, Anneliese	10	Orchard Park	2:58.68
33.826 (33.826)	1:09.313 (35.488)	1:46.232 (36.920)	
2:24.298 (38.066)	2:58.678 (34.380)		
14 Carsley, Ava	11	Valley Centr	2:59.12
35.406 (35.406)	1:09.878 (34.472)	1:46.206 (36.328)	
2:23.528 (37.322)	2:59.116 (35.589)		
15 Doody, Sierra	12	Webster Schr	2:59.98
33.193 (33.193)	1:08.645 (35.452)	1:45.441 (36.796)	
2:23.176 (37.735)	2:59.974 (36.798)		
16 Kowalczyk, Abigail	9	Roy C. Ketch	3:05.68
35.756 (35.756)	1:11.883 (36.127)	1:50.085 (38.202)	
2:28.878 (38.793)	3:05.672 (36.795)		
17 Girand, Olivia	11	Bronx HS Of	3:06.03
35.460 (35.460)	1:12.486 (37.026)	1:51.364 (38.878)	
2:29.852 (38.489)	3:06.027 (36.175)		
18 Hughes, Grace	11	St. Francis	3:06.97
34.467 (34.467)	1:10.990 (36.523)	1:49.447 (38.458)	
2:27.870 (38.423)	3:06.967 (39.098)		
19 Khazzam, Natasha	12	Great Neck N	3:07.50
34.925 (34.925)	1:10.400 (35.476)	1:49.059 (38.659)	
2:27.558 (38.499)	3:07.493 (39.936)		
20 Ketchum, Faithe	12	Corning	3:08.80
35.084 (35.084)	1:10.275 (35.191)	1:48.767 (38.492)	
2:29.298 (40.531)	3:08.794 (39.496)		
21 Carillo, Ashley	9	Paul D. Schr	3:09.50
36.142 (36.142)	1:13.334 (37.193)	1:51.949 (38.615)	
2:32.096 (40.147)	3:09.492 (37.396)		
22 Shapiro, Maddie	12	Spence Schoo	3:10.19
36.111 (36.111)	1:12.937 (36.826)	1:51.166 (38.230)	
2:30.021 (38.855)	3:10.181 (40.160)		

23 Ossont, Eilee	12	Brighton Hig	3:11.90
35.052 (35.052)	1:11.526 (36.474)	1:50.963 (39.437)	
2:32.572 (41.610)	3:11.897 (39.325)		
24 Jimenez, Susan	12	Brooklyn Tec	3:12.27
33.556 (33.556)	1:08.943 (35.388)	1:46.540 (37.597)	
2:27.418 (40.879)	3:12.268 (44.850)		
25 Slippen, Isabel	11	Rye Country	3:15.31
34.177 (34.177)	1:10.671 (36.494)	1:49.746 (39.075)	
2:31.766 (42.020)	3:15.302 (43.537)		
26 Shatraw, Isabella	11	Potsdam HS	3:18.91
37.384 (37.384)	1:15.600 (38.217)	1:57.458 (41.858)	
2:40.839 (43.382)	3:18.901 (38.062)		
27 Brucella, Lucy	9	Sacred Heart	3:19.87
36.864 (36.864)	1:16.213 (39.350)	1:57.704 (41.491)	
2:40.480 (42.777)	3:19.864 (39.384)		
28 Yang, Faline	12	Seton Cathol	3:20.93
37.085 (37.085)	1:16.522 (39.437)	1:58.169 (41.648)	
2:40.434 (42.266)	3:20.926 (40.492)		
29 Miner, Gillian	10	Saranac	3:30.48
37.467 (37.467)	1:17.006 (39.540)	2:01.640 (44.634)	
2:48.684 (47.045)	3:30.479 (41.795)		

Girls 1500 Meter Run

Meet Records: 4:24.25 # 2012 Mary Cain

Name	Yr	School	Finals
1 Putman, Kate	11	Cicero-North	4:26.69
53.795 (53.795)	1:29.620 (35.826)	2:05.853 (36.234)	
2:42.853 (37.000)	3:17.869 (35.016)	3:52.429 (34.560)	
4:26.687 (34.258)			
2 Bush, Emily	10	Saratoga Spr	4:33.23
53.542 (53.542)	1:29.362 (35.820)	2:05.601 (36.240)	
2:42.941 (37.340)	3:19.314 (36.373)	3:57.214 (37.900)	
4:33.221 (36.007)			
3 Schriefer, Julia	12	Wheatley Sch	4:34.47
55.067 (55.067)	1:30.771 (35.704)	2:06.653 (35.883)	
2:43.368 (36.715)	3:20.100 (36.732)	3:58.500 (38.400)	
4:34.468 (35.968)			
4 Brown, Alyssia	12	Notre Dame A	4:35.65
54.785 (54.785)	1:31.095 (36.311)	2:07.604 (36.509)	
2:44.834 (37.230)	3:22.669 (37.836)	4:00.131 (37.462)	
4:35.641 (35.510)			
5 Fielding, McKinley	12	Carthage	4:35.99
54.335 (54.335)	1:31.217 (36.882)	2:08.726 (37.510)	
2:46.123 (37.397)	3:23.819 (37.696)	4:00.113 (36.294)	
4:35.985 (35.873)			



NYSPHSAA/NYS Federation Championships - 3/5/2022

Ocean Breeze Athletic Complex

Results

Finals ... (Girls 1500 Meter Run)

Name	Yr	School	Finals
6 Capuano, Annalee	12	Irondequoit	4:38.74
56.698 (56.698)	1:33.735 (37.038)	2:11.179 (37.444)	
2:48.788 (37.609)	3:25.668 (36.880)	4:03.159 (37.492)	
4:38.737 (35.578)			
7 Belisle, Anya	10	Saratoga Spr	4:39.90
55.482 (55.482)	1:32.081 (36.599)	2:09.770 (37.690)	
2:48.283 (38.513)	3:26.400 (38.118)	4:03.775 (37.376)	
4:39.895 (36.120)			
8 Markovina, Ana	12	Jericho	4:40.32
55.446 (55.446)	1:31.780 (36.334)	2:09.095 (37.315)	
2:46.765 (37.671)	3:25.489 (38.724)	4:03.915 (38.426)	
4:40.313 (36.398)			
9 Pazmino, Jade	12	North Rockla	4:43.16
55.096 (55.096)	1:31.506 (36.410)	2:08.201 (36.695)	
2:46.373 (38.172)	3:25.729 (39.357)	4:04.866 (39.137)	
4:43.151 (38.285)			
10 Newman, Sarah	12	Sayville	4:43.89
54.297 (54.297)	1:31.935 (37.638)	2:10.345 (38.410)	
2:49.982 (39.638)	3:29.432 (39.450)	4:07.956 (38.524)	
4:43.885 (35.929)			
11 Doe, Alexa	12	South Jeffer	4:44.54
51.453 (51.453)	1:27.656 (36.204)	2:05.451 (37.795)	
2:44.319 (38.869)	3:24.376 (40.057)	4:04.762 (40.386)	
4:44.531 (39.769)			
12 Munger, Lila	12	Brighton Hig	4:45.15
52.108 (52.108)	1:28.021 (35.913)	2:05.213 (37.193)	
2:44.733 (39.520)	3:25.543 (40.811)	4:06.594 (41.051)	
4:45.144 (38.550)			
13 Dinneen, Madelyn	12	Norwood-Norf	4:46.30
53.604 (53.604)	1:30.099 (36.495)	2:08.537 (38.438)	
2:48.135 (39.599)	3:28.608 (40.473)	4:07.993 (39.386)	
4:46.300 (38.307)			
14 Fee, Madalenn	12	Red Jacket	4:48.25
55.029 (55.029)	1:33.885 (38.856)	2:13.864 (39.979)	
2:54.811 (40.947)	3:34.884 (40.074)	4:12.772 (37.888)	
4:48.249 (35.478)			
15 Degan, Ethne	10	Bainbridge-G	4:49.55
57.684 (57.684)	1:35.466 (37.782)	2:14.278 (38.813)	
2:55.038 (40.760)	3:35.905 (40.868)	4:15.759 (39.854)	
4:49.543 (33.784)			
16 Carsley, Ava	11	Valley Centr	4:49.95
55.863 (55.863)	1:33.696 (37.834)	2:13.433 (39.737)	
2:54.427 (40.994)	3:35.680 (41.254)	4:15.375 (39.695)	
4:49.942 (34.568)			
17 Levine, Maya	10	Hewitt Schoo	4:50.76
53.925 (53.925)	1:31.645 (37.720)	2:11.073 (39.429)	
2:51.442 (40.369)	3:31.613 (40.172)	4:12.189 (40.576)	
4:50.759 (38.571)			
18 Grubb, Mallory	12	Amherst	4:53.54
56.100 (56.100)	1:33.962 (37.863)	2:13.709 (39.747)	
2:54.717 (41.008)	3:36.041 (41.324)	4:15.980 (39.940)	
4:53.539 (37.559)			
19 Cluck, Kayleigh	12	Bainbridge-G	4:53.58
57.202 (57.202)	1:35.203 (38.001)	2:14.713 (39.510)	
2:55.647 (40.934)	3:36.898 (41.252)	4:16.471 (39.573)	
4:53.576 (37.105)			
20 Setton, Mackenzie	12	Jericho	4:53.73
54.436 (54.436)	1:33.296 (38.860)	2:13.159 (39.864)	
2:54.050 (40.891)	3:35.553 (41.504)	4:15.127 (39.574)	
4:53.724 (38.597)			
21 Boylan, Una	12	Pearl River	4:54.14
55.247 (55.247)	1:33.478 (38.232)	2:12.312 (38.834)	
2:51.742 (39.430)	3:32.985 (41.243)	4:14.578 (41.594)	
4:54.139 (39.562)			
22 Osman, Farah	12	Brooklyn Tec	4:55.02
59.155 (59.155)	1:37.562 (38.408)	2:16.942 (39.380)	
2:56.766 (39.824)	3:37.332 (40.566)	4:16.694 (39.362)	
4:55.016 (38.323)			
23 Probst, Amanda	10	Ward Melvill	4:56.71
56.195 (56.195)	1:34.736 (38.541)	2:14.108 (39.372)	
2:55.231 (41.124)	3:35.211 (39.980)	4:15.852 (40.642)	
4:56.701 (40.849)			
24 O'Rourke, Jillian	11	Orchard Park	4:56.78
56.598 (56.598)	1:34.354 (37.756)	2:14.024 (39.670)	
2:55.279 (41.256)	3:36.699 (41.420)	4:17.450 (40.752)	
4:56.779 (39.329)			
25 Gomel, Naomi	10	Dalton Schoo	4:58.51
55.955 (55.955)	1:34.270 (38.315)	2:13.509 (39.239)	
2:54.507 (40.998)	3:35.839 (41.333)	4:17.271 (41.432)	
4:58.503 (41.233)			
26 Gumb, Ava	10	St. Joseph H	4:58.88
58.402 (58.402)	1:38.126 (39.724)	2:18.876 (40.751)	
2:59.438 (40.562)	3:40.212 (40.774)	4:20.700 (40.488)	
4:58.880 (38.181)			
27 Lehmann, Ella	12	Bay Shore	5:00.92
55.373 (55.373)	1:34.491 (39.118)	2:14.173 (39.683)	
2:55.767 (41.594)	3:37.954 (42.187)	4:20.429 (42.476)	
5:00.913 (40.484)			
28 Newman, Elizabeth	11	Bronx HS Of	5:04.79
58.842 (58.842)	1:38.375 (39.534)	2:17.692 (39.318)	
2:57.206 (39.514)	3:37.397 (40.191)	4:19.122 (41.725)	
5:04.790 (45.668)			



NYSPTSAA/NYS Federation Championships - 3/5/2022

Ocean Breeze Athletic Complex

Results


Finals ... (Girls 1500 Meter Run)

	Name	Yr	School	Finals
29	Impaglia, Ella	12	Gouverneur	5:17.74
	59.973 (59.973)		1:42.364 (42.391)	2:26.133 (43.770)
	3:11.208 (45.075)		3:56.028 (44.821)	4:39.108 (43.080)
	5:17.734 (38.626)			
30	Benza, Lily	9	Monroe-Woodb	5:18.80
	59.456 (59.456)		1:41.752 (42.297)	2:25.640 (43.888)
	3:10.659 (45.020)		3:54.923 (44.264)	4:38.275 (43.352)
	5:18.793 (40.518)			
31	Yang, Faline	12	Seton Cathol	5:19.33
	59.764 (59.764)		1:41.284 (41.521)	2:24.316 (43.032)
	3:08.367 (44.051)		3:53.276 (44.909)	4:36.937 (43.662)
	5:19.330 (42.393)			
32	Hamel, Hannah	7	Saranac	5:32.90
	59.615 (59.615)		1:42.692 (43.077)	2:27.102 (44.410)
	3:13.654 (46.552)		4:01.867 (48.214)	4:48.931 (47.064)
	5:32.895 (43.964)			

Girls 3000 Meter Run

Meet Records: 9:29.85 # 2016 Kaitlyn Neal

	Name	Yr	School	Finals
Finals				
1	Baloga, Karrie	11	Cornwall	9:41.25
	35.854 (35.854)		1:13.674 (37.820)	1:53.000 (39.327)
	2:32.264 (39.264)		3:11.366 (39.102)	3:50.243 (38.878)
	4:29.837 (39.594)		5:09.653 (39.816)	5:49.636 (39.984)
	6:29.520 (39.884)		7:09.362 (39.842)	7:48.783 (39.422)
	8:27.734 (38.951)		9:05.765 (38.032)	9:41.244 (35.480)
2	Wheeler, Sheridan	11	Saratoga Spr	9:48.34
	36.093 (36.093)		1:13.976 (37.883)	1:53.349 (39.374)
	2:32.822 (39.474)		3:12.580 (39.758)	3:52.868 (40.289)
	4:32.580 (39.712)		5:12.932 (40.352)	5:52.806 (39.874)
	6:33.516 (40.710)		7:14.898 (41.383)	7:55.763 (40.865)
	8:36.660 (40.898)		9:16.664 (40.004)	9:48.331 (31.667)
3	Wheeler, Mckinley	11	Saratoga Spr	9:49.33
	36.327 (36.327)		1:14.237 (37.910)	1:53.600 (39.363)
	2:33.139 (39.540)		3:12.896 (39.758)	3:53.104 (40.208)
	4:32.974 (39.870)		5:13.178 (40.204)	5:52.986 (39.808)
	6:33.745 (40.760)		7:15.150 (41.406)	7:56.006 (40.856)
	8:36.469 (40.463)		9:15.820 (39.352)	9:49.324 (33.504)
4	Kaercher, Hannah	11	Fayetteville	9:50.86
	37.785 (37.785)		1:14.562 (36.778)	1:53.932 (39.370)
	2:33.452 (39.520)		3:12.316 (38.865)	3:52.679 (40.363)
	4:32.868 (40.190)		5:12.651 (39.783)	5:53.134 (40.483)
	6:33.374 (40.241)		7:14.731 (41.357)	7:55.249 (40.518)
	8:34.641 (39.392)		9:14.339 (39.698)	9:50.860 (36.521)



NYSPHSAA/NYS Federation Championships - 3/5/2022

Ocean Breeze Athletic Complex

Results

5	Toth-Ratazzi, Emily	12 Rome Free Ac	9:50.99
	36.786 (36.786)	1:14.990 (38.204)	1:54.069 (39.080)
	2:33.667 (39.598)	3:13.087 (39.420)	3:53.267 (40.180)
	4:33.110 (39.843)	5:13.460 (40.350)	5:53.172 (39.712)
	6:33.917 (40.746)	7:14.262 (40.346)	7:54.733 (40.471)
	8:34.827 (40.094)	9:14.457 (39.630)	9:50.990 (36.533)
6	Leitner, Sydney	12 Yorktown	9:54.30
	36.900 (36.900)	1:15.282 (38.382)	1:54.271 (38.990)
	2:33.850 (39.580)	3:13.326 (39.476)	3:53.457 (40.131)
	4:33.443 (39.986)	5:13.807 (40.364)	5:53.697 (39.890)
	6:34.139 (40.442)	7:15.130 (40.992)	7:55.501 (40.371)
	8:35.326 (39.826)	9:15.152 (39.826)	9:54.298 (39.146)
7	Gumb, Ava	10 St. Joseph H	9:58.37
	38.190 (38.190)	1:17.300 (39.110)	1:56.251 (38.951)
	2:36.462 (40.211)	3:16.524 (40.062)	3:56.881 (40.358)
	4:37.474 (40.594)	5:18.090 (40.616)	5:59.172 (41.082)
	6:39.434 (40.263)	7:19.928 (40.494)	8:00.590 (40.663)
	8:41.392 (40.802)	9:21.590 (40.199)	9:58.368 (36.778)
8	Wickard, Mia	7 Northport	10:04.50
	37.338 (37.338)	1:15.022 (37.684)	1:54.689 (39.668)
	2:35.531 (40.842)	3:15.982 (40.452)	3:56.528 (40.546)
	4:36.858 (40.330)	5:17.589 (40.731)	5:58.877 (41.288)
	6:40.544 (41.668)	7:22.546 (42.002)	8:04.288 (41.743)
	8:46.341 (42.053)	9:27.247 (40.906)	10:04.493 (37.246)
9	O'Leary, Emilia	9 Holland/East	10:04.88
	37.590 (37.590)	1:16.348 (38.758)	1:55.844 (39.496)
	2:36.147 (40.303)	3:17.085 (40.938)	3:58.466 (41.382)
	4:39.448 (40.982)	5:20.654 (41.206)	6:02.138 (41.484)
	6:44.062 (41.924)	7:26.408 (42.347)	8:08.234 (41.826)
	8:50.246 (42.012)	9:30.140 (39.895)	10:04.877 (34.737)
10	Lawson, Sarah	10 Corning	10:07.58
	37.191 (37.191)	1:15.441 (38.250)	1:55.186 (39.746)
	2:35.175 (39.989)	3:16.343 (41.168)	3:56.864 (40.522)
	4:36.804 (39.940)	5:18.748 (41.944)	5:59.966 (41.218)
	6:41.504 (41.538)	7:23.764 (42.261)	8:05.231 (41.467)
	8:48.163 (42.932)	9:30.156 (41.994)	10:07.574 (37.418)
11	Tytler, Candace	12 Irondequoit	10:09.45
	38.018 (38.018)	1:17.801 (39.784)	1:57.120 (39.320)
	2:37.561 (40.441)	3:18.156 (40.596)	3:58.384 (40.228)
	4:38.928 (40.544)	5:19.937 (41.010)	6:01.500 (41.564)
	6:43.514 (42.014)	7:26.250 (42.736)	8:08.564 (42.314)
	8:50.682 (42.118)	9:32.261 (41.580)	10:09.444 (37.183)
12	Sullivan, Izzie	9 Fayetteville	10:10.18
	36.629 (36.629)	1:17.394 (40.766)	1:56.724 (39.330)
	2:37.035 (40.311)	3:17.132 (40.098)	3:58.128 (40.996)
	4:38.548 (40.420)	5:19.316 (40.768)	6:00.401 (41.085)
	6:40.932 (40.531)	7:23.932 (43.001)	8:06.278 (42.346)
	8:48.392 (42.115)	9:30.367 (41.975)	10:10.176 (39.809)



NYSPHSAA/NYS Federation Championships - 3/5/2022

Ocean Breeze Athletic Complex

Results

Finals ... (Girls 3000 Meter Run)

Name	Yr	School	Finals
13 LaMena, Emily	11	Elwood / Joh	10:10.81
37.549 (37.549)	1:16.604 (39.055)	1:56.584 (39.981)	
2:37.431 (40.847)	3:18.102 (40.671)	3:58.633 (40.532)	
4:39.244 (40.611)	5:20.202 (40.958)	6:01.726 (41.525)	
6:42.880 (41.154)	7:24.824 (41.945)	8:06.820 (41.996)	
8:48.879 (42.059)	9:30.818 (41.940)	10:10.802 (39.984)	
14 Smith, Haylie	9	Rush Henriet	10:17.99
35.554 (35.554)	1:15.830 (40.277)	1:58.891 (43.061)	
2:41.184 (42.293)	3:23.278 (42.094)	4:05.986 (42.708)	
4:48.389 (42.404)	5:30.794 (42.406)	6:12.624 (41.830)	
6:55.674 (43.050)	7:38.070 (42.396)	8:20.157 (42.088)	
9:01.756 (41.600)	9:42.157 (40.401)	10:17.982 (35.826)	
15 Grubb, Mallory	12	Amherst	10:21.93
37.046 (37.046)	1:17.994 (40.948)	2:00.846 (42.852)	
2:41.925 (41.080)	3:23.889 (41.964)	4:06.624 (42.735)	
4:48.664 (42.040)	5:30.922 (42.258)	6:13.145 (42.224)	
6:55.144 (41.999)	7:37.415 (42.272)	8:19.946 (42.531)	
9:02.846 (42.901)	9:42.736 (39.890)	10:21.928 (39.192)	
16 Higgins, Kaleigh	11	Shaker	10:22.83
37.863 (37.863)	1:15.515 (37.652)	1:54.811 (39.296)	
2:34.128 (39.318)	3:13.683 (39.555)	3:53.692 (40.010)	
4:34.782 (41.090)	5:16.034 (41.252)	5:58.501 (42.468)	
6:40.767 (42.266)	7:23.132 (42.365)	8:07.295 (44.164)	
8:52.991 (45.696)	9:38.155 (45.164)	10:22.822 (44.668)	
17 Degan, Ethne	10	Bainbridge-G	10:23.36
38.122 (38.122)	1:18.743 (40.622)	2:01.553 (42.810)	
2:42.921 (41.368)	3:24.738 (41.818)	4:06.966 (42.228)	
4:49.256 (42.291)	5:31.581 (42.325)	6:13.786 (42.206)	
6:56.302 (42.516)	7:38.887 (42.585)	8:21.440 (42.553)	
9:04.665 (43.226)	9:46.070 (41.406)	10:23.358 (37.288)	
18 Stenhouse, Isabella	11	Stuyvesant H	10:24.18
36.730 (36.730)	1:17.778 (41.048)	2:00.616 (42.838)	
2:41.602 (40.986)	3:23.630 (42.029)	4:06.442 (42.812)	
4:48.760 (42.318)	5:30.504 (41.744)	6:12.924 (42.421)	
6:54.674 (41.750)	7:36.905 (42.231)	8:19.772 (42.868)	
9:02.528 (42.756)	9:43.441 (40.914)	10:24.171 (40.730)	
19 GomeI, Naomi	10	Dalton Schoo	10:31.74
37.645 (37.645)	1:18.175 (40.530)	2:00.972 (42.798)	
2:42.581 (41.609)	3:24.528 (41.948)	4:07.529 (43.001)	
4:50.235 (42.706)	5:32.804 (42.569)	6:15.920 (43.116)	
6:59.086 (43.167)	7:42.822 (43.736)	8:26.436 (43.614)	
9:10.220 (43.785)	9:52.506 (42.286)	10:31.736 (39.230)	

20 Frazer, Aislinn	9 Friends Acad	10:34.08
37.488 (37.488)	1:18.492 (41.005)	2:01.430 (42.938)
2:42.686 (41.256)	3:25.030 (42.344)	4:07.133 (42.103)
4:49.118 (41.986)	5:31.260 (42.142)	6:13.542 (42.282)
6:56.059 (42.518)	7:38.603 (42.544)	8:20.742 (42.140)
9:05.434 (44.692)	9:50.294 (44.860)	10:34.073 (43.780)
21 Harris*, Taylor	12 Convent of t	10:37.98
38.640 (38.640)	1:19.707 (41.068)	2:02.252 (42.546)
2:44.114 (41.862)	3:26.518 (42.404)	4:08.762 (42.245)
4:51.305 (42.543)	5:34.274 (42.970)	6:16.223 (41.949)
6:59.206 (42.983)	7:42.446 (43.241)	8:25.914 (43.468)
9:10.054 (44.141)	9:54.319 (44.265)	10:37.972 (43.654)
22 Ginsberg, Sophie	11 White Plains	10:50.77
38.263 (38.263)	1:18.956 (40.693)	2:01.583 (42.628)
2:44.376 (42.794)	3:26.721 (42.345)	4:09.737 (43.016)
4:53.897 (44.160)	5:38.464 (44.568)	6:23.276 (44.812)
7:09.040 (45.765)	7:55.062 (46.022)	8:40.882 (45.820)
9:25.750 (44.869)	10:09.744 (43.994)	10:50.762 (41.018)
23 Boulds, Sieanna	8 Saranac	10:51.29
37.394 (37.394)	1:19.292 (41.898)	2:02.624 (43.333)
2:45.230 (42.606)	3:27.142 (41.912)	4:09.852 (42.710)
4:54.334 (44.482)	5:39.129 (44.796)	6:23.935 (44.806)
7:09.671 (45.736)	7:55.550 (45.880)	8:41.338 (45.788)
9:27.600 (46.262)	10:12.486 (44.886)	10:51.287 (38.802)
24 Sonn-Lees, Rebecc	10 Hunter Colle	10:52.53
37.703 (37.703)	1:18.887 (41.184)	2:01.712 (42.825)
2:43.694 (41.982)	3:26.607 (42.914)	4:10.122 (43.516)
4:53.822 (43.700)	5:38.770 (44.949)	6:23.590 (44.820)
7:09.321 (45.731)	7:54.780 (45.460)	8:40.995 (46.215)
9:26.882 (45.887)	10:12.693 (45.812)	10:52.528 (39.836)
25 Coletti, Cameron	11 South Side	11:03.98
37.909 (37.909)	1:19.474 (41.565)	2:02.483 (43.010)
2:45.271 (42.788)	3:28.481 (43.210)	4:13.065 (44.584)
4:58.191 (45.126)	5:43.643 (45.452)	6:29.278 (45.636)
7:16.051 (46.773)	8:02.976 (46.926)	8:48.845 (45.869)
9:35.858 (47.013)	10:21.661 (45.804)	11:03.972 (42.312)
26 Semo, Sophia	9 Cornwall	11:09.65
36.057 (36.057)	1:17.440 (41.384)	2:01.234 (43.794)
2:43.447 (42.213)	3:27.020 (43.573)	4:11.711 (44.692)
4:58.022 (46.311)	5:44.130 (46.109)	6:30.078 (45.948)
7:17.798 (47.721)	8:05.093 (47.295)	8:52.944 (47.851)
9:40.796 (47.853)	10:28.327 (47.531)	11:09.641 (41.314)
27 Winters, Mia	12 Xaverian	11:09.93
37.762 (37.762)	1:18.278 (40.517)	2:01.170 (42.892)
2:43.594 (42.424)	3:27.320 (43.726)	4:12.112 (44.792)
4:58.440 (46.329)	5:44.553 (46.113)	6:31.185 (46.632)
7:18.442 (47.258)	8:05.376 (46.934)	8:53.168 (47.793)
9:41.016 (47.848)	10:27.951 (46.935)	11:09.930 (41.980)



NYSPTSAA/NYS Federation Championships - 3/5/2022

Ocean Breeze Athletic Complex

Results


Finals ... (Girls 3000 Meter Run)

	Name	Yr	School	Finals
28	Denial, Laura	8	Saranac	11:41.53
	39.554 (39.554)		1:22.266 (42.712)	2:08.186 (45.920)
	2:56.296 (48.110)		3:41.627 (45.332)	4:27.767 (46.140)
	5:16.408 (48.642)		6:04.394 (47.986)	6:53.136 (48.742)
	7:43.331 (50.196)		8:33.148 (49.817)	9:22.761 (49.614)
	10:11.344 (48.583)		10:56.794 (45.451)	11:41.530 (44.736)
29	Griffith, Rikki	11	Gouverneur	11:45.09
	38.994 (38.994)		1:20.354 (41.360)	2:04.897 (44.544)
	2:50.774 (45.877)		3:37.701 (46.928)	4:25.728 (48.027)
	5:14.846 (49.119)		6:04.504 (49.658)	6:53.578 (49.075)
	7:44.505 (50.927)		8:35.342 (50.837)	9:26.066 (50.725)
	10:15.178 (49.112)		11:03.318 (48.141)	11:45.084 (41.766)
---	Oakes, Jasmine	10	Salmon River	DNF
	39.641 (39.641)		1:22.963 (43.322)	2:10.654 (47.691)
	3:01.522 (50.868)		3:51.419 (49.898)	4:43.825 (52.406)
	5:33.936 (50.111)		6:26.117 (52.182)	7:20.765 (54.648)
	8:18.106 (57.341)		9:13.075 (54.970)	10:05.624 (52.550)
	11:00.122 (54.498)		11:55.871 (55.750)	

Girls 55 Meter Hurdles

Meet Records: 7.85 # 1990 Ayo Atterberry

	Name	Yr	School	Prelims
Preliminaries				
1	Del Gandio, Kate	12	Mt. Sinai	8.24Q
2	Derrick-Bain, Brinesha	12	Bishop Lough	8.30Q
3	Galloway, Antoinette	12	Benjamin N.	8.34Q
4	Dorsey, Jaice	10	Susan E. Wag	8.37Q
5	Blake, Camylin	12	Wellington C	8.34q
6	Redlo, Leeann	12	Bayport-Blue	8.44q
7	Cole, Camryn	11	Webster Schr	8.50q
8	Jefferies, Abigail	12	Archbishop M	8.66q
9	Nyaanga, Sarah	12	Williamsvill	8.70
10	Pugh, Imani	10	Rome Free Ac	8.73
11	Adeyeye, Grace	12	Lakeland/Pan	8.77
12	Ruff, Laniua	9	Benjamin N.	8.80
13	Deweese, Brooke	12	Saratoga Spr	8.82
14	Hickey, Maeghan	12	Guilderland	8.83
15	Dorvil, Makayla	12	Nyack	8.87
16	Barber, Natalee	12	Fayetteville	8.89
17	Dennis, Jahmilia	12	Sacred Heart	8.92
18	Schultz, Rebecca	12	Grand Island	9.09
19	Manson, Sara	11	Sanford H. C	9.09
20	Leonard, Caigan	10	Cornwall	9.14
21	Rodriguez, Alexis	12	Williamson C	9.24
22	McEwan, Kayla	12	Sidney Track	9.31
23	Clarke, Jada	9	Nightingale	9.92



NYSPPHSAA/NYS Federation Championships - 3/5/2022

Ocean Breeze Athletic Complex

Results

24 Polzella, Sophia 10 Corning 9.99

25	DeJesus, Taina	11	Monticello	10.05
26	Zweck-Bronner, Anna	12	Spence Schoo	10.09
27	Burroughs, Isabelle	8	Ticonderoga	10.20
28	Tebo, Kylie	10	Norwood-Norf	10.82
29	Murray, Emma	12	Ogdensburg F	11.25
---	LeDuc, Marissa	12	Saranac	DNF

Girls 55 Meter Hurdles

Meet Records: 7.85 # 1990 Ayo Atterberry

Name	Yr	School	Finals
Finals			
1	Del Gandio, Kate	12 Mt. Sinai	8.14
2	Blake, Camylin	12 Wellington C	8.21
3	Derrick-Bain, Brinesha	12 Bishop Lough	8.22
4	Galloway, Antoinette	12 Benjamin N.	8.28
5	Redlo, Leeann	12 Bayport-Blue	8.29
6	Dorsey, Jaice	10 Susan E. Wag	8.45
7	Cole, Camryn	11 Webster Schr	8.49
8	Jefferies, Abigail	12 Archbishop M	8.55

Girls 4x200 Meter Relay

Meet Records: 1:41.61 # 2014

Team	Relay	Prelims
Preliminaries		
1	Elmont Memorial	A 1:42.71Q
1) Williams, Alexandra 12 2) Rodney, Andre-Anna 12		
3) Pryce, Stephney 11 4) Fulton, Ashley 10		
52.007 (52.007) 1:18.178 (26.171) 1:42.707 (24.529)		
2	Webster Schroeder	A 1:43.89Q
1) Griffith, Corintia 10 2) Cole, Camryn 11		
3) Smith, Jordan 9 4) Fici, Alyssa 11		
51.221 (51.221) 1:18.246 (27.026) 1:43.887 (25.641)		
3	Baldwin	A 1:44.99Q
1) Barnett, Breanne 8 2) Emeli, Jahzara 9		
3) Rickford, Jillian 9 4) Doresca, Sariah 9		
51.950 (51.950) 1:18.196 (26.246) 1:44.981 (26.786)		
4	North Rockland	A 1:46.36Q
1) Cabrera, Gabriella 9 2) Lewis, Taylor 9		
3) St. Fort, Esther 11 4) Modupe, Dami 11		
52.704 (52.704) 1:20.498 (27.795) 1:46.356 (25.858)		
5	Saint Anthony's	A 1:44.92q
1) Ciaravino, Giavanna 12 2) Russel, Ava 12		
3) Daley, Camryn 9 4) Beaubrun, Valencia 12		
52.183 (52.183) 1:18.793 (26.610) 1:44.912 (26.120)		
6	Medgar Evers	A 1:45.15q
1) Butler, Denae 9 2) Gullap, Amela 10		
3) Norton, Alexa 10 4) Smith, Arielle 12		
51.873 (51.873) 1:19.050 (27.177) 1:45.150 (26.101)		



NYS PHSA/NYS Federation Championships - 3/5/2022

Ocean Breeze Athletic Complex

Results

Preliminaries ... (Girls 4x200 Meter Relay)		
Team	Relay	Prelims
7 North Babylon	A	1:45.78q
1) Sibblies, Shannel 12	2) Sibblies, Shyanne 12	
3) Buissereth, Djoonicka 11	4) Lawrence, Samara 10	
53.331 (53.331)	1:20.421 (27.090)	1:45.775 (25.354)
8 Guilderland	A	1:46.45q
1) Swan, Megan 11	2) Novak, Willow 12	
3) Barnhart, Kendall 10	4) Hickey, Maeghan 12	
53.368 (53.368)	1:20.688 (27.321)	1:46.448 (25.760)
9 Westhill	A	1:46.60q
1) Bendall, Kate 11	2) Bolesh, Ashley 11	
3) Herrera, Elle 10	4) Mesa-Espinosa, Angie 12	
53.316 (53.316)	1:20.549 (27.233)	1:46.593 (26.044)
10 Monroe-Woodbury	A	1:46.60q
1) Tenemille, Kaylen 11	2) Menzzasalma, Mia 10	
3) Perez, Mia 11	4) Alexandre, Elizabeth 11	
53.445 (53.445)	1:21.069 (27.625)	1:46.597 (25.528)
11 Minisink Valley	A	1:46.83q
1) Jellema, Madison 10	2) Jones, Sierra 11	
3) Terpak, Zoey 9	4) Burgher, Rihanna 11	
54.082 (54.082)	1:20.737 (26.656)	1:46.825 (26.088)
12 New Rochelle	A	1:47.73q
1) Griffin, Kylie 11	2) Moxey, Olivia 12	
3) Dodd-Brown, Eko 11	4) Godfrey, Kaela 12	
53.828 (53.828)	1:20.506 (26.678)	1:47.727 (27.222)
13 Sacred Heart Academy	A	1:49.47
1) Chin, Kayleigh 12	2) Dennis, Jahmilia 12	
3) Berry, Naomi 11	4) Byrnes, Brigid 11	
55.150 (55.150)	1:22.642 (27.492)	1:49.464 (26.823)
14 Corning	A	1:50.35
1) Rijo, Atalyia 12	2) Gill, Maddy 12	
3) Howard, Cassandra 11	4) ReSue, Sophia 9	
55.357 (55.357)	1:23.616 (28.260)	1:50.341 (26.725)
15 Saranac	A	1:51.53
1) Davis, Olivia 11	2) Rainville, Zoe 11	
3) Wynnuk, Madalyn 9	4) LeDuc, Marissa 12	
57.294 (57.294)	1:24.428 (27.134)	1:51.521 (27.093)
16 Sweet Home	A	1:51.85
1) Hall, Kimaya 9	2) Carter, Angela 12	
3) Ellsworth, Adriana 11	4) Hall, Lanee 12	
56.835 (56.835)	1:25.356 (28.522)	1:51.849 (26.494)
17 Poly Prep Country Day	A	1:53.43
1) Chiaino, Samantha 12	2) Pope, Atiya 11	
3) Guthrie, Chantal 10	4) Kwan, Brianna 11	
56.659 (56.659)	1:25.517 (28.858)	1:53.421 (27.904)

18 Paul Robeson	A	1:53.62
1) Thompson, Thenica 11	2) Edwards, Lawery 12	
3) Chung, Shaniya 10	4) Hewitt Recard, Tatyanna 11	
55.686 (55.686)	1:24.589 (28.903)	1:53.619 (29.030)
19 Potsdam HS	A	1:57.00
1) Joyce, Brooke 12	2) Harvey, Anna 12	
3) Rutledge, Jaedyn 11	4) El Labban, Sarah 8	
59.014 (59.014)	1:28.986 (29.972)	1:56.997 (28.012)

Girls 4x200 Meter Relay

Meet Records: 1:41.61 # 2014

Team	Relay	Finals
Finals		
1 Elmont Memorial	A	1:42.81
1) Williams, Alexandra 12	2) Pryce, Stephney 11	
3) Rodney, Andre-Anna 12	4) Fulton, Ashley 10	
52.109 (52.109)	1:18.393 (26.284)	1:42.802 (24.409)
2 Baldwin	A	1:44.42
1) Barnett, Breanne 8	2) Rickford, Jillian 9	
3) Emeli, Jahzara 9	4) Doesca, Sariah 9	
51.796 (51.796)	1:18.920 (27.125)	1:44.413 (25.493)
3 Medgar Evers	A	1:44.59
1) Norton, Alexa 10	2) Swift, Kaela 10	
3) Gullap, Amela 10	4) Smith, Arielle 12	
51.493 (51.493)	1:18.563 (27.070)	1:44.588 (26.025)
4 North Rockland	A	1:44.65
1) Cabrera, Gabriella 9	2) St. Fort, Esther 11	
3) Zamor, Skylah 12	4) Modupe, Dami 11	
52.508 (52.508)	1:19.216 (26.708)	1:44.650 (25.435)
5 Saint Anthony's	A	1:44.80
1) Ciaravino, Giavanna 12	2) Daley, Camryn 9	
3) Russel, Ava 12	4) Beaubrun, Valencia 12	
51.832 (51.832)	1:18.473 (26.642)	1:44.793 (26.320)
6 Webster Schroeder	A	1:45.30
1) Griffith, Corintia 10	2) Smith, Jordan 9	
3) Cole, Camryn 11	4) Fici, Alyssa 11	
52.499 (52.499)	1:19.839 (27.340)	1:45.300 (25.461)
7 North Babylon	A	1:45.34
1) Sibblies, Shannel 12	2) Buissereth, Djoonicka 11	
3) Sibblies, Shyanne 12	4) Lawrence, Samara 10	
53.124 (53.124)	1:20.034 (26.910)	1:45.339 (25.306)
8 Guilderland	A	1:47.51
1) Swan, Megan 11	2) Barnhart, Kendall 10	
3) Novak, Willow 12	4) Hickey, Maeghan 12	
54.166 (54.166)	1:21.412 (27.246)	1:47.508 (26.096)



NYS PHSA/NYS Federation Championships - 3/5/2022

Ocean Breeze Athletic Complex

Results

Girls 4x400 Meter Relay

Meet Records: **3:52.88 # 1994**

Team	Relay	Prelims
1	Bronxville	A 4:08.13Q
1) Koenig, Amelia 12	2) Stupart, Madeline 10	
3) Napolitano, Donna 12	4) Ircha, Caroline 12	
1:02.332 (1:02.332)	2:05.676 (1:03.344)	3:07.796 (1:02.120)
4:08.124 (1:00.328)		
2	Paul Robeson	A 4:11.93Q
1) Hewitt Recard, Tatyanna 11	2) Campbell, Kamoy 11	
3) Jordan, Shelda 11	4) Moore, Anissa 11	
58.252 (58.252)	2:03.005 (1:04.753)	3:10.246 (1:07.242)
4:11.927 (1:01.682)		
3	Huntington	A 4:12.83Q
1) James, Elizabeth 9	2) Donaghy, Megan 11	
3) Bilkey, Hope 11	4) Batista, Analisse 12	
1:03.110 (1:03.110)	2:04.590 (1:01.480)	3:09.318 (1:04.729)
4:12.829 (1:03.511)		
4	Suffern	A 4:10.85q
1) Vynnyk, Marianna 10	2) Hirsch, Brooke 12	
3) Augustin, Karen 9	4) Ross, Julia 12	
1:02.426 (1:02.426)	2:05.976 (1:03.551)	3:10.307 (1:04.331)
4:10.849 (1:00.542)		
5	Victor Central	A 4:12.10q
1) Harloff, Melody 11	2) Sodoma, Julia 10	
3) Woodworth, Grace 11	4) Brasacchio, Lia 10	
1:04.033 (1:04.033)	2:07.639 (1:03.606)	3:10.931 (1:03.292)
4:12.100 (1:01.170)		
6	Guilderland	A 4:13.13q
1) Kerr, Avery 10	2) Steele, Parker 8	
3) King, Chelsea 12	4) Assabahi, Saida 9	
1:03.580 (1:03.580)	2:06.778 (1:03.198)	3:10.523 (1:03.746)
4:13.124 (1:02.601)		
7	Spence School	A 4:13.61q
1) Craige, Ellis 12	2) Pulling, Skyler 11	
3) Gerard, Beatrice 11	4) Shapiro, Maddie 12	
1:04.267 (1:04.267)	2:06.594 (1:02.328)	3:08.997 (1:02.403)
4:13.603 (1:04.606)		
8	Jericho	A 4:13.75q
1) Lin, Esther 12	2) Markovina, Ana 12	
3) Setton, Mackenzie 12	4) Soto, Janissa 12	
1:05.582 (1:05.582)	2:08.500 (1:02.919)	3:11.955 (1:03.455)
4:13.745 (1:01.790)		

9	Cicero-North	A 4:15.80q
1) McGrath, Molly 12	2) Murray, Grace 9	
3) Ballagh, Elliana 8	4) Graham, Sophia 7	
1:05.324 (1:05.324)	2:12.109 (1:06.786)	3:13.918 (1:01.809)
4:15.800 (1:01.883)		
10	Monsignor Scanlan	A 4:18.03q
1) Caldwell, Saniah 9	2) Thomas, Rakae 9	
3) Dixon, Talia 9	4) Palmer, Candice 9	
1:05.173 (1:05.173)	2:08.620 (1:03.448)	3:16.277 (1:07.657)
4:18.023 (1:01.746)		
11	Potsdam HS	A 4:20.66q
1) Shatraw, Isabella 11	2) Betrus, Lindy 10	
3) Harvey, Anna 12	4) Grainger, Ali 10	
1:04.948 (1:04.948)	2:09.446 (1:04.498)	3:15.522 (1:06.077)
4:20.654 (1:05.132)		
12	Corning	A 4:21.81q
1) Kirk, Megan 11	2) Grinnell, Ella 10	
3) Olson, Madison 11	4) Gerow, Lauren 12	
1:02.884 (1:02.884)	2:09.009 (1:06.126)	3:14.916 (1:05.907)
4:21.810 (1:06.894)		
13	Shaker	A 4:22.18
1) Karins, Gabby 11	2) Dunkel, Charlotte 9	
3) Kelsey, Annabel 10	4) Sousa, Leana 10	
1:04.957 (1:04.957)	2:07.766 (1:02.809)	3:13.932 (1:06.166)
4:22.173 (1:08.241)		
14	Warwick Valley	A 4:22.59
1) Finnerty, Katherine 10	2) Wendt, Kelly 11	
3) Smith, Erin 10	4) Roberts, Soria 12	
1:03.241 (1:03.241)	2:08.309 (1:05.069)	3:19.013 (1:10.704)
4:22.587 (1:03.574)		
15	Allegany/Ole	A 4:23.92
1) Collins, Ashlyn 11	2) Daley, Jessica 10	
3) Herman, Tyetta 10	4) Straub, Madeline 12	
1:04.979 (1:04.979)	2:10.014 (1:05.036)	3:21.847 (1:11.834)
4:23.917 (1:02.070)		
16	Peru	A 4:54.25
1) Arana, Isabella 8	2) Benway, Elisha 11	
3) Finlaw, Kearah 11	4) Lancto, Opheila 10	
1:13.883 (1:13.883)	2:28.610 (1:14.727)	3:47.406 (1:18.796)
4:54.247 (1:06.842)		



NYS PHSA/NYS Federation Championships - 3/5/2022

Ocean Breeze Athletic Complex

Results

Girls 4x400 Meter Relay

Meet Records: 3:52.88 # 1994

Team	Relay	Finals
Finals		
1 Paul Robeson	A	3:56.61
1) Mc Donald, Leanne 12	2) Jordan, Shelda 11	
3) Campbell, Kamoy 11	4) Moore, Anissa 11	
58.439 (58.439)	1:54.518 (56.079)	2:58.947 (1:04.430)
3:56.609 (57.662)		
2 Victor Central	A	4:04.86
1) Harloff, Melody 11	2) Woodworth, Grace 11	
3) Sodoma, Julia 10	4) Pitts, Maddie 12	
1:01.577 (1:01.577)	2:04.954 (1:03.377)	3:07.217 (1:02.264)
4:04.857 (57.640)		
3 Huntington	A	4:04.92
1) James, Elizabeth 9	2) Bilkey, Hope 11	
3) Donaghy, Megan 11	4) Batista, Analisse 12	
1:02.750 (1:02.750)	2:04.701 (1:01.952)	3:08.391 (1:03.690)
4:04.914 (56.523)		
4 Suffern	A	4:06.22
1) Vynnyk, Marianna 10	2) Augustin, Karen 9	
3) Duran, Kaya 11	4) Smith, Arianna 12	
1:01.789 (1:01.789)	2:04.471 (1:02.682)	3:06.791 (1:02.320)
4:06.220 (59.430)		
5 Bronxville	A	4:09.49
1) Koenig, Amelia 12	2) Napolitano, Donna 12	
3) Ircha, Caroline 12	4) Stupart, Madeline 10	
1:01.533 (1:01.533)	2:05.697 (1:04.164)	3:09.170 (1:03.474)
4:09.489 (1:00.320)		
6 Guilderland	A	4:14.78
1) Kerr, Avery 10	2) King, Chelsea 12	
3) Steele, Parker 8	4) Assabahi, Saida 9	
1:03.126 (1:03.126)	2:06.104 (1:02.978)	3:10.643 (1:04.540)
4:14.779 (1:04.136)		
7 Jericho	A	4:16.29
1) Lin, Esther 12	2) Setton, Mackenzie 12	
3) Markovina, Ana 12	4) Soto, Janissa 12	
1:07.759 (1:07.759)	2:11.112 (1:03.353)	3:13.816 (1:02.705)
4:16.282 (1:02.466)		
8 Spence School	A	4:19.63
1) Craige, Ellis 12	2) Gerard, Beatrice 11	
3) Pulling, Skyler 11	4) Shapiro, Maddie 12	
1:04.411 (1:04.411)	2:09.966 (1:05.556)	3:14.492 (1:04.526)
4:19.623 (1:05.131)		

Girls 4x800 Meter Relay

Meet Records: 9:08.77 # 2012

Team	Relay	Finals
Finals		
1 Cicero-North	A	9:03.87#
1) Harbold, Katy 9	2) Putman, Kate 11	
3) Putman, Gabby 9	4) Boyle, Hannah 11	
2:24.347 (2:24.347)	4:35.164 (2:10.818)	6:52.579 (2:17.416)
9:03.864 (2:11.285)		
2 Saratoga Springs	A	9:07.40#
1) Bush, Emily 10	2) Hart, Alycia 10	
3) Hart, Mackenzie 11	4) Kurto, Ella 12	
2:18.293 (2:18.293)	4:35.098 (2:16.805)	6:52.533 (2:17.436)
9:07.393 (2:14.860)		
3 Shenendehowa	A	9:21.83
1) Hendricks, Julia 11	2) Sinnott, Kara 11	
3) Hotaling, Luccabella 12	4) Donaldson, Cate 11	
2:22.897 (2:22.897)	4:40.315 (2:17.418)	7:02.006 (2:21.692)
9:21.824 (2:19.818)		
4 Fayetteville	A	9:23.30
1) Kaercher, Hannah 11	2) Sullivan, Izzie 9	
3) Adrian, Isabella 11	4) Amack, Amelia 12	
2:20.729 (2:20.729)	4:42.487 (2:21.758)	7:01.224 (2:18.738)
9:23.299 (2:22.076)		
5 Cornwall	A	9:29.44
1) Baloga, Karrie 11	2) Stephenson, Lillian 12	
3) Murphy, Kerry 10	4) Potter, Maris 10	
2:26.613 (2:26.613)	4:52.426 (2:25.813)	7:19.850 (2:27.424)
9:29.439 (2:09.589)		
6 Ursuline School	A	9:31.09
1) Kelley, Cara 12	2) Gassman, Stella 12	
3) Grassi, Alexa 11	4) Banino, Daphne 12	
2:27.605 (2:27.605)	4:51.140 (2:23.535)	7:13.993 (2:22.854)
9:31.084 (2:17.091)		
7 Bronxville	A	9:32.13
1) Hershberg, Hope 11	2) Williams, Madelyn 9	
3) O'Hare, Katharine 11	4) Black, Ava 12	
2:26.513 (2:26.513)	4:46.035 (2:19.522)	7:14.842 (2:28.808)
9:32.123 (2:17.282)		
8 Northport	A	9:33.71
1) Wickard, Emily 10	2) Stehlik, Karen 9	
3) Wickard, Finnley 7	4) Hayes, Katie 11	
2:25.381 (2:25.381)	4:42.967 (2:17.586)	7:08.275 (2:25.309)
9:33.703 (2:25.428)		



NYS PHSA/NYS Federation Championships - 3/5/2022

Ocean Breeze Athletic Complex

Results

Finals ... (Girls 4x800 Meter Relay)

Team	Relay	Finals
9 Brooklyn Technical	A	9:52.30
1) Jimenez, Susan 12	2) Osman, Farah 12	
3) Bachana, Roxanne 11	4) Wasim, Ariana 12	
2:30.936 (2:30.936)	5:00.717 (2:29.782)	7:27.598 (2:26.882)
9:52.296 (2:24.698)		
10 Wheatley School	A	10:00.41
1) Schriefer, Julia 12	2) Keys, Emmie 12	
3) O'Brien, Caroline 12	4) O'Keefe, Caitlin 11	
2:32.752 (2:32.752)	5:05.307 (2:32.556)	7:39.089 (2:33.782)
10:00.409 (2:21.320)		
11 Corning	A	10:00.44
1) Lawson, Sarah 10	2) Grinnell, Olivia 12	
3) Beres, Sadie 10	4) Ketchum, Faithe 12	
2:26.851 (2:26.851)	4:56.903 (2:30.052)	7:28.990 (2:32.088)
10:00.434 (2:31.444)		
12 Holland/East	A	10:00.90
1) Houghton, Kailyn 8	2) Owens, Hope 8	
3) O'Leary, Emilia 9	4) Schoeneman, Catherine 9	
2:26.658 (2:26.658)	4:57.451 (2:30.793)	7:27.363 (2:29.912)
10:00.896 (2:33.533)		
13 Archbishop Molloy	A	10:09.27
1) Murphy, Grace 11	2) Polisenno, Brianna 9	
3) Rucker, Brianna 10	4) Gonzales, Eva 10	
2:30.515 (2:30.515)	5:10.812 (2:40.297)	7:44.862 (2:34.050)
10:09.261 (2:24.400)		
14 Trinity School	A	10:23.99
1) Bracey, Anura 10	2) Ewing, Isabelle 12	
3) Solomon, Isabella 11	4) Becker, Andrea 12	
2:32.618 (2:32.618)	5:14.381 (2:41.764)	7:51.128 (2:36.747)
10:23.982 (2:32.854)		
15 Norwood-Norfolk	A	10:39.29
1) Ashley, Madison 9	2) Colbert, Sharon 11	
3) Hewey, Rachel 10	4) Dinneen, Madelyn 12	
2:22.600 (2:22.600)	5:08.871 (2:46.271)	8:04.292 (2:55.422)
10:39.281 (2:34.989)		
16 Saranac	A	11:00.08
1) Sanger, Morgan 11	2) Miner, Gillian 10	
3) Boulds, Sieanna 8	4) Denial, Laura 8	
2:33.621 (2:33.621)	5:22.366 (2:48.745)	8:06.846 (2:44.480)
11:00.072 (2:53.226)		
--- Webster Schroeder	A	DNF
1) Doody, Sierra 12	2) Magnera, Sofia 10	
3) Fici, Alyssa 11	4) Boise, Shelby 11	
2:30.089 (2:30.089)	4:57.885 (2:27.796)	7:27.227 (2:29.342)

Girls Distance Medley

Team	Relay	Finals
Finals		
1 Section 11	A	10:15.05
1) Aguilera, Kristen 11	2) Jaworski, Oliva 12	
3) Firedman, Laina 10	4) Gansrow, Anna 10	
2:56.632 (2:56.632)	3:23.056 (26.424)	5:01.870 (1:38.814)
10:15.044 (5:13.174)		
2 Section 2	A	10:25.67
1) Cestaro, Mary Kate 10	2) Robleno, Cassidy 9	
3) Davis, Rylee 11	4) Healey, Harriet 10	
3:08.111 (3:08.111)	3:34.159 (26.048)	5:11.447 (1:37.288)
10:25.664 (5:14.217)		
3 Section 6	A	10:30.29
1) Blachowicz, Arrianna 11	2) Henrich, Anneliese 10	
3) McLaughlin, Megan 12	4) Melnik, Kirsten 9	
3:06.361 (3:06.361)	3:33.076 (26.716)	5:14.586 (1:41.510)
10:30.289 (5:15.704)		
4 Section 3	A	10:36.58
1) Bernard, Brynn 10	2) Toth-Ratazzi, Emily 12	
3) Lucason, Elizabeth 12	4) Barber, Natalee 12	
3:03.431 (3:03.431)	3:31.144 (27.713)	5:12.902 (1:41.759)
10:36.574 (5:23.672)		
5 Section 1	A	10:38.08
1) Fenton, Sofia 10	2) Sayre, Brooke 12	
3) Torelli, Katrina 11	4) Sullivan, Juliette 11	
3:05.802 (3:05.802)	3:31.650 (25.848)	5:12.381 (1:40.731)
10:38.075 (5:25.694)		
6 Section 5	A	10:40.49
1) Marcus, Zoe 11	2) Reynolds-Smith, Ailena 12	
3) Ross, Georgia 12	4) Smith, Jordan 9	
3:02.075 (3:02.075)	3:27.905 (25.830)	5:07.172 (1:39.268)
10:40.489 (5:33.317)		
7 Section 8	A	10:44.35
1) Siff-Scherr, Eve 10	2) Frazer, Aislinn 9	
3) Guerrier, Gloria 11	4) Fulton, Ashley 10	
3:12.902 (3:12.902)	3:38.420 (25.519)	5:19.406 (1:40.986)
10:44.342 (5:24.937)		
8 Section 4	A	10:44.68
1) Simpson, Amanda 12	2) Simpson, Rachel 12	
3) Less, Eleanor 10	4) Mordvinova, Ana (Vicky) 11	
3:11.728 (3:11.728)	3:38.643 (26.915)	5:23.538 (1:44.896)
10:44.678 (5:21.140)		
9 Public Schoo	A	10:47.69
1) Whyte, Justein 11	2) Cohen, Ella 9	
3) Okafor, Angel 12	4) Son Lees, Rebecca 10	
3:06.305 (3:06.305)	3:32.387 (26.082)	5:16.080 (1:43.693)
10:47.681 (5:31.602)		



NYS PHSA/NYS Federation Championships - 3/5/2022

Ocean Breeze Athletic Complex

Results

Finals ... (Girls Distance Medley)

Team	Relay	Finals
10 Catholic Hig	A	11:00.81
1) Jones, Laila 9	2) Middleton, Morgan 11	
3) Munoz, Camille 9	4) Rodriguez, Emma 11	
3:10.410 (3:10.410)	3:36.470 (26.060)	5:17.042 (1:40.572)
11:00.808 (5:43.766)		
11 Section 9	A	11:12.45
1) Burich, Emma 11	2) Chaing, Amber 12	
3) Zahaykevich, Sarah 12	4) Hagan, Anne 12	
3:08.314 (3:08.314)	3:34.792 (26.478)	5:17.108 (1:42.316)
11:12.446 (5:55.338)		

Girls High Jump

Meet Records:	6-01 # 1987	Alison Smith	
Name	Yr	School	Finals
Finals			
1 Cole, Camryn	11	Webster Schr	5-07.00
2 Napoleon, Angelina	11	Allegany/Ole	J5-07.00
3 Capria, Lilly	12	Cicero-North	5-06.00
4 Staples, Bianca	12	Valley Centr	5-05.00
5 Carter, Angela	12	Sweet Home	J5-05.00
6 Grassia, Mia	12	Bay Shore	5-04.00
7 Belanger, Mia	12	Burnt Hills-	J5-04.00
8 Pitts, Maddie	12	Victor Centr	J5-04.00
9 Casler, Mallory	12	Victor Centr	5-03.00
10 Duhaney, Clariss	11	George H. He	5-02.00
11 Skoglund, Kyra	10	Suffern	5-00.00
11 Clarke, Jada	9	Nightingale	5-00.00
13 Ellsworth, Adriana	11	Sweet Home	J5-00.00
14 Coscia, Ava	12	Massapequa	J5-00.00
14 Wang, Dakota	11	West Half Ho	J5-00.00
16 Damiani, Grace	9	Saranac	J5-00.00
17 Tesi, Zoie	10	Gloversville	4-10.00
18 Ferguson, Bridget	12	Southampton	J4-10.00
18 Hickman, Dakota	9	Monsignor Sc	J4-10.00
18 Fey, Elodie	11	Ithaca High	J4-10.00
21 Mitchell, Yashima	11	Uniondale	J4-10.00
22 Miller, Simara	12	Spring Valle	J4-10.00
22 Galloway, Antoinette	12	Benjamin N.	J4-10.00
22 Raymond, Anaya	11	St. Francis	J4-10.00
25 Cooke, Andrea	12	Ticonderoga	J4-10.00
25 Dorsey, Jaice	10	Susan E. Wag	J4-10.00
27 Pittman, Susie	9	Cazenovia	4-08.00
27 ReSue, Sophia	9	Corning	4-08.00
29 Ardrey, Alannah	11	Trinity Scho	4-06.00
30 Chodat, Adeline	10	Franklin Aca	J4-06.00
31 Shatraw, Isabella	11	Potsdam HS	4-00.00

Girls Pole Vault

Meet Records:	13-05 # 2005	Mary Saxer	
Name	Yr	School	Finals
Finals			
1 D'Angelo, Marisa	12	Saint Anthon	12-06.00
2 Reigle, Laura	12	Hilton	12-00.00
3 Dolce, Ella	12	Central Squa	J12-00.00
4 Dolce, Evelyn	12	Central Squa	11-09.00
5 Beattie, Lily	10	Warwick Vall	J11-09.00
6 Armitage, Alyssa	12	Starpoint	11-06.00
7 Brule, Ashley	12	West Half Ho	J11-06.00
8 McBain, Amelia	10	Saratoga Spr	11-03.00
9 Smith, Samantha	12	Syosset	11-00.00
10 Chalfin, Madison	12	Clarkstown S	J11-00.00
11 Bready, Rebecca	12	Gates-Chili	J11-00.00
11 Usiatynski, Wren	12	Fayetteville	J11-00.00
13 Pellechia, Cara	12	Hilton	J11-00.00
13 Venter, Rachel	9	Warwick Vall	J11-00.00
15 Zagoria, Grace	11	Bronx HS Of	10-06.00
16 Morse, Rosie	12	Trumansburg	J10-06.00
17 Bryant, Elizabeth	12	Islip	J10-06.00
18 Tornusciolo, Kiara	12	Lansing	10-00.00
18 Morse, Isabel	12	Trumansburg	10-00.00
18 DeBellis, Olivia	11	Suffern	10-00.00
18 Lynch, Lauren	11	Saint Anthon	10-00.00
22 Mirecki, Sophie	12	Washingtonvi	J10-00.00
23 LoMonte, Nicolette	12	Island Trees	J10-00.00
24 Magliaro, Madeline	9	Trinity Scho	J10-00.00
25 Gabrinowitz, Caitlyn	11	Longwood	9-06.00
26 Wagner, Makenzie	12	Columbia (S	J9-06.00
27 Nyhart, Mackensy	9	Hamburg	7-06.00
28 Kschwendt, Sophia	12	Hunter Colle	J7-06.00

Girls Long Jump

Meet Records:	21-01.25 # 1997	Keyon Soley	
Name	Yr	School	Finals
Finals			
1 Locci, Gianna	12	Stillwater	19-05.00
2 Johnson, Skyy	12	Ethical Cult	18-05.00
3 Washington, Tamiah	12	Thomas R. Pr	18-03.50
4 Kelly, Alexandra	12	Rocky Point	18-02.25
5 Douglas, Camella	11	Bethlehem Ce	18-01.75
6 Griffith, Corintia	10	Webster Schr	17-09.25
7 Moran, Kelly	12	Stillwater	17-08.25
7 Sugar, Emily	12	Spencerport	17-08.25
9 Miller, Simara	12	Spring Valle	17-01.25
10 Sue-Kam-Ling, Julia	12	Smithtown Ea	17-01.00
11 Young, Shania	9	Dewitt Clint	16-09.00



NYS PHSAA/NYS Federation Championships - 3/5/2022

Ocean Breeze Athletic Complex

Results

Finals ... (Girls Long Jump)

Name	Yr	School	Finals
12 La Marca, Ava Grace	11	Susan E. Wag	16-07.25
13 LeDuc, Marissa	12	Saranac	16-05.75
14 Paul, Ariana	12	Valley Strea	16-05.50
15 Nyaanga, Sarah	12	Williamsvill	16-05.00
15 Redlo, Leeann	12	Bayport-Blue	16-05.00
17 Hall, Lanee	12	Sweet Home	16-04.75
18 Bensche, Avery	12	Scarsdale	16-01.50
19 Williams, Madison	10	Pine Bush	15-11.25
20 Pugh, Imani	10	Rome Free Ac	15-09.75
21 Sternberger, Grace	11	Spence Schoo	15-07.00
22 Jasinski, Kaitlyn	11	Cold Spring	15-04.00
23 Tenemille, Kaylen	11	Monroe-Woodb	15-00.25
24 Betrus, Lindy	10	Potsdam HS	14-08.75
25 Cipolla, Isabella	12	Horseheads	14-07.50
26 Keough, Makenna	9	Elmira Notre	14-06.50
27 Laundry, Gabriella	11	Plattsburgh	14-04.00
--- Hall, Amari	11	Sweet Home	FOUL

Girls Triple Jump

Meet Records: 41-01 # 2015 Marie-Josee Ebwea-Bile

Name	Yr	School	Finals
1 Kelly, Alexandra	12	Rocky Point	39-06.00
2 Washington, Tamiah	12	Thomas R. Pr	38-10.25
3 Schreiber, Lizzie	11	Walt Whitman	38-05.00
4 Hall, Lanee	12	Sweet Home	38-02.75
5 Miller, Simara	12	Spring Valle	38-02.50
6 Pitts, Maddie	12	Victor Centr	38-01.50
7 Moran, Kelly	12	Stillwater	37-11.50
8 Shadaksharappa, Diya	12	Scarsdale	37-04.50
9 Locci, Gianna	12	Stillwater	36-00.50
10 Klump, Elsy	10	Keshequa	35-11.00
11 Braxton, Zariyah	12	Bay Shore	35-05.50
12 Young, Shania	9	Dewitt Clint	J35-05.50
13 Williams, Madison	10	Pine Bush	35-03.50
14 Hall, Amari	11	Sweet Home	34-11.50
15 Eisner, Tess	11	Horseheads	34-09.75
16 Moran, Kara	11	Stillwater	34-08.25
17 Paul, Ariana	12	Valley Strea	34-04.50
18 Gill, Maddy	12	Corning	33-09.00
19 Mccarthy, Areyanna	12	Goshen	33-06.50
20 Lucas, Isabella	9	Paul D. Schr	33-04.00
21 Dorvil, Makayla	12	Nyack	33-03.00
22 Petersen, Mia	10	Susan E. Wag	33-00.50
23 Damiani, Grace	9	Saranac	32-10.25
24 Magliaro, Julia	11	Trinity Scho	32-08.50
25 Youngs, Alyssa	11	West Canada	32-06.25

26 Betrus, Lindy	10	Potsdam HS	32-04.50
27 Laundry, Gabriella	11	Plattsburgh	J32-04.50
28 Spirakis, Olivia	11	Kellenberg M	32-02.50
29 Magliaro, Madeline	9	Trinity Scho	31-09.00
30 Oakes, Krissy	11	Salmon River	31-06.00
31 Costa, Alyssa	12	St. Joseph H	31-03.00

Girls Shot Put Wheel Chair

Name	Yr	School	Finals
1 Hill, Elise	12	South Jeffer	11-01.75

Girls Shot Put

Meet Records: 48-10.25 # 2010 Melissa Kurzdorfer

Name	Yr	School	Finals
1 Thomas, Julie	11	Commack	40-10.50
2 Nosile, Kiana	12	Huntington	40-06.75
3 Curtis, Leila	12	Half Hollow	39-02.50
4 Estabine, Deborah	11	North Rockla	38-07.75
5 Sampson, Jade	12	Washingtonvi	38-00.00
6 Rosenberg, Skylar	12	Clarkstown S	37-08.50
7 Rich, Elizabeth	11	Ticonderoga	37-05.50
8 Jauch, Veda	12	Starpoint	37-03.00
9 Lewis, Zaria	11	Curtis	36-05.50
10 Uba, Uchenna	12	Ravena	35-10.25
11 LeBron, Alyssa	12	Massapequa	35-07.00
12 Alexander, Shakira	12	Norwich High	34-00.75
13 Chiariello, Maria	11	Saint Anthon	33-10.25
14 Henry, Janiyah	12	Gates-Chili	33-05.50
15 Heichberger, Marinna	12	Springville-	33-01.25
16 Ragozzine, Gabriella	12	Oneonta HS	32-11.75
17 Birch, Jayda	12	Springfield	32-08.25
18 McGuinness, Erin	12	Oceanside	32-04.00
19 Brewer, Cadence	12	Guilderland	32-01.50
20 Simmons, Zenallah	9	Batavia	31-11.50
21 Brinck, Megan	12	Whitesboro	31-10.50
22 Standish, Allison	12	Fulton	30-04.75
23 Sanford, Mia	12	Saranac Lake	30-03.00
24 Guthrie, Chantal	10	Poly Prep Co	29-09.25
25 Peterson, Tabitha	11	Warwick Vall	29-01.00
26 Boller, Alexa	12	Monsignor Mc	27-03.50
27 Valcour, Ava	11	Ogdensburg F	26-08.50
28 Elliott, Madelyn	10	Norwood-Norf	25-11.50
29 Thorne-Disla, Clarissa	11	Hewitt Schoo	24-09.00



NYS PHSA/NYS Federation Championships - 3/5/2022

Ocean Breeze Athletic Complex

Results

Girls Weight Throw

Meet Records: 55-02 # 2016 Monae Cooper


Name	Yr	School	Finals
Finals			
1 DeRosa, Elyssa	12	Corning	49-09.00
2 Jauch, Veda	12	Starpoint	47-10.00
3 LeBron, Alyssa	12	Massapequa	47-04.00
4 Dochat, Alexa	11	Shenendehowa	45-03.50
5 Uba, Uchenna	12	Ravena	44-07.00
6 Brewer, Cadence	12	Guilderland	43-07.50
7 Novak, Paige	12	Vernon-Veron	43-06.50
8 Spencer, Megan	12	Somers	42-06.75
9 Chiariello, Maria	11	Saint Anthon	41-02.00
10 Pagan, Desiree	12	Islip	40-04.25
11 Magliaro, Julia	11	Trinity Scho	40-03.50
12 Jorolemon, Jaclyn	12	Canandaigua	40-00.75
13 Alexander, Shakira	12	Norwich High	39-10.75
14 Peterson, Tabitha	11	Warwick Vall	39-07.25
15 Katou Kouami, Emmanuela	12	Roosevelt Ed	38-07.75
16 Heichberger, Marinna	12	Springville-	38-04.00
17 Sanford, Mia	12	Saranac Lake	37-02.75
18 Fleishman, Rosemary	12	Central Squa	37-00.25
19 Vasquez, Barbara	11	Susan E. Wag	33-09.75
20 Marino, Madison	12	Valhalla	33-05.50
21 Wattley, Mia	12	Longwood	33-05.25
22 Mustafa, Laila	11	Monroe-Woodb	33-01.50
23 Ashline, Courtney	12	Peru	30-11.75
24 Park, Jessica	12	East Meadow	30-11.50
25 Iannitti, Chloe	9	St. Francis	26-11.75
26 Mcguire, Ruadh	12	Trinity Scho	18-01.25
--- Atallah, Hanna	11	Webster Thom	FOUL

Girls 1500 Meter Race Walk

Meet Records: 6:35.16 # 2016 Lauren Harris

Name	Yr	School	Finals
Finals			
1 Dubois, Desiliets	10	Brockport HS	7:12.79
1:20.424 (1:20.424)	2:18.238 (57.814)	3:17.411 (59.173)	
4:17.321 (59.910)	5:18.774 (1:01.453)	6:18.202 (59.428)	
7:12.787 (54.586)			
2 Sisilli, Mia	11	Monroe-Woodb	7:19.30
1:21.136 (1:21.136)	2:20.761 (59.625)	3:21.175 (1:00.414)	
4:21.922 (1:00.748)	5:22.454 (1:00.532)	6:22.200 (59.746)	
7:19.293 (57.093)			
3 Wengler, Farrah	11	West Babylon	7:22.89
1:23.280 (1:23.280)	2:23.375 (1:00.096)	3:24.562 (1:01.187)	
4:25.287 (1:00.726)	5:25.342 (1:00.055)	6:26.314 (1:00.973)	
7:22.887 (56.573)			

4 Priore, Mia	12 White Plains	7:25.18
1:24.208 (1:24.208)	2:22.396 (58.188)	3:23.624 (1:01.228)
4:26.000 (1:02.376)	5:27.112 (1:01.112)	6:29.882 (1:02.770)
7:25.174 (55.292)		
5 Callinan, Abby	10 Sachem East	7:25.45
1:22.965 (1:22.965)	2:22.829 (59.864)	3:24.172 (1:01.344)
4:25.131 (1:00.959)	5:26.834 (1:01.703)	6:29.268 (1:02.435)
7:25.444 (56.176)		
6 Pellegrino, Kyra	11 Gates-Chili	7:25.77
1:23.432 (1:23.432)	2:23.735 (1:00.303)	3:23.771 (1:00.036)
4:24.244 (1:00.473)	5:24.010 (59.766)	6:24.611 (1:00.602)
7:25.770 (1:01.160)		
7 Tamol, Katrina	12 Iroquois	7:27.87
1:23.946 (1:23.946)	2:24.088 (1:00.142)	3:24.996 (1:00.909)
4:25.674 (1:00.678)	5:27.815 (1:02.141)	6:30.423 (1:02.608)
7:27.867 (57.444)		
8 Christopher, Talia	10 Amherst	7:35.61
1:24.457 (1:24.457)	2:24.368 (59.912)	3:25.486 (1:01.118)
4:27.892 (1:02.406)	5:31.493 (1:03.602)	6:34.056 (1:02.564)
7:35.604 (1:01.548)		
9 gonzalez, gaby	12 North Rockla	7:36.40
1:24.812 (1:24.812)	2:24.689 (59.877)	3:25.954 (1:01.266)
4:28.613 (1:02.659)	5:31.606 (1:02.993)	6:34.770 (1:03.165)
7:36.400 (1:01.630)		
10 Rose, Katie	12 Hoosic Valle	7:51.37
1:25.522 (1:25.522)	2:26.547 (1:01.026)	3:30.014 (1:03.467)
4:35.638 (1:05.625)	5:41.656 (1:06.018)	6:47.022 (1:05.366)
7:51.366 (1:04.344)		
11 Potter, Maris	10 Cornwall	8:08.58
1:27.488 (1:27.488)	2:35.917 (1:08.430)	3:45.326 (1:09.409)
4:50.917 (1:05.592)	6:00.550 (1:09.633)	7:05.555 (1:05.005)
8:08.575 (1:03.021)		
12 Brophy, Charlie	10 Massapequa	8:14.23
1:24.339 (1:24.339)	2:27.383 (1:03.044)	3:34.675 (1:07.292)
4:44.425 (1:09.750)	5:56.213 (1:11.789)	7:07.187 (1:10.974)
8:14.228 (1:07.042)		
13 Schneider, Casey	12 Cold Spring	8:16.99
1:32.260 (1:32.260)	2:39.827 (1:07.567)	3:48.711 (1:08.884)
4:57.555 (1:08.845)	6:05.458 (1:07.903)	7:12.697 (1:07.240)
8:16.983 (1:04.286)		
14 Collins, Cassandra	11 Corning	9:00.36
1:42.853 (1:42.853)	2:55.997 (1:13.144)	4:09.027 (1:13.030)
5:22.441 (1:13.414)	6:37.585 (1:15.144)	7:51.329 (1:13.744)
9:00.355 (1:09.026)		
15 Zheng, Maggie	12 Townsend Har	9:00.55
1:36.627 (1:36.627)	2:49.535 (1:12.909)	4:05.301 (1:15.766)
5:21.953 (1:16.652)	6:37.101 (1:15.148)	7:51.073 (1:13.972)
9:00.549 (1:09.476)		



NYSPTSAA/NYS Federation Championships - 3/5/2022

Ocean Breeze Athletic Complex

Results


Finals ... (Girls 1500 Meter Race Walk)

Name	Yr	School	Finals
16 Cui, Rosanne	12	Shenendehowa	9:20.17
1:42.385 (1:42.385)	2:58.936 (1:16.551)	4:15.152 (1:16.216)	
5:31.622 (1:16.470)	6:49.087 (1:17.466)	8:05.369 (1:16.282)	
9:20.161 (1:14.792)			
17 Lai, Hallie	12	Townsend Har	9:28.71
1:42.827 (1:42.827)	2:57.961 (1:15.134)	4:19.243 (1:21.282)	
5:38.795 (1:19.553)	6:56.543 (1:17.748)	8:14.889 (1:18.346)	
9:28.701 (1:13.812)			
--- Scouten, Sofia	10	Corning	DQ
1:24.918 (1:24.918)	2:30.503 (1:05.586)	3:39.500 (1:08.997)	
4:51.669 (1:12.169)	6:04.051 (1:12.382)		
--- Hoffmann, Megan	11	Sachem East	DQ
1:22.547 (1:22.547)	2:21.912 (59.365)	3:23.896 (1:01.985)	
4:24.898 (1:01.002)			

Boys 55 Meter Dash

Meet Records: 6.31 # 1995 Jarmiene Hooloway

Name	Yr	School	Prelims
Preliminaries			
1 Cukerstein, Carter	12	Shenendehowa	6.32Q
2 Spain, Jadon	11	James I. O'N	6.41Q
3 Vu, Eddy	12	William Floy	6.43Q
4 Sands, Cameron	12	Rondout Vall	6.54Q
5 Brown, Josiah	10	Holy Trinity	6.54Q
6 Legare, Dayzin	11	Johnson City	6.53q
7 Thompson, Jermaine	11	Connetquot	6.58q
8 Seabury, Baden	12	Ichabod Cran	6.59q
9 Nahim, Marcus	11	Iona Prepara	6.60
10 Addison, Jiles	12	Cornwall	6.61
11 Singletary, OJ	11	Rush Henriet	6.63
12 Smith, Kevin	12	East Islip	6.63
13 Riel, Collin	11	Falconer/MG/	6.66
14 Gershon, Isaiah	12	Mohonasen	6.66
15 Louis, Sean	12	Saint Anthon	6.66
16 Scott, Kazeem	11	Freeport	6.66
17 Lewis, Kimani	11	Elmont Memor	6.67
18 Russell, Juelz	10	Uprep Roches	6.67
19 Mellinger, Sam	12	Baldwinsvill	6.68
20 Kalousdian, Aidan	12	Dryden	6.69
21 Burris, Dominick	11	West Genesee	6.72
22 Maxwell, Leelan	12	Woodlands	6.76
23 Boston, Chris	12	Our Lady of	6.76
24 Laing, Justin	12	Queens HS of	6.77
24 McGrath, Tyler	12	Clarence	6.77
26 Touba, Derrick	12	Yonkers Publ	6.77
27 McGrew, Jayceon	11	Nottingham	6.78



NYSPTSAA/NYS Federation Championships - 3/5/2022

Ocean Breeze Athletic Complex

Results

28 David, Nathaniel 11 Brooklyn Tec 6.78

29	Chesse, Sebastien	12	Trinity Scho	6.78
30	Harris, Isaiah	12	Cheektowaga	6.79
31	Mcclary, Mark	12	Uprep Roches	6.82
32	Vitucci, John	12	Susan E. Wag	6.82
33	Gong, Tyler	12	Collegiate S	6.84
34	DeJesus, Jordan	12	West Hempste	6.87
35	Jock, Alexander	11	Beekmantown	6.95
36	Adams, Caleb	11	Indian River	7.00
37	Binion, Aaron	11	Massena	7.10
38	Anderson, Asher	11	Plattsburgh	7.29

Boys 55 Meter Dash

Meet Records: 6.31 # 1995 Jarmiene Hooloway

Name	Yr	School	Finals
------	----	--------	--------

Finals

1	Cukerstein, Carter	12	Shenendehowa	6.28#
2	Vu, Eddy	12	William Floy	6.37
3	Brown, Josiah	10	Holy Trinity	6.38
4	Spain, Jadon	11	James I. O'N	6.45
5	Legare, Dayzin	11	Johnson City	6.52
6	Sands, Cameron	12	Rondout Vall	6.53
7	Seabury, Baden	12	Ichabod Cran	6.53
8	Thompson, Jermaine	11	Connetquot	6.54


Boys 300 Meter Dash

Meet Records: 33.29 # 2015 Rai Benjamin

Name	Yr	School	Prelims
------	----	--------	---------

Preliminaries

1	Montero, MarcSean	12	Cornwall	34.42Q
2	Williams, Tavon	12	Cardinal Hay	34.64Q
3	Franks, George	12	Mt. Sinai	34.74Q
4	Mallard, Elijah	12	Washingtonvi	35.17Q
5	Small, Myles	12	Holy Trinity	35.24Q
6	Lyons, Jayden	12	Kellenberg M	35.70Q
7	Singletary, OJ	11	Rush Henriet	34.82q
8	Robinson, Brandon	12	Uniondale	34.95q
9	Legare, Dayzin	11	Johnson City	35.02q
10	Joseph, Samson	12	Suffern	35.35q
11	Seabury, Baden	12	Ichabod Cran	35.58q
12	Ames, Patrick	12	Williamsvill	35.72q
13	Marshall, Azaziah	11	Valley Centr	35.95
14	Wright, Nicholas	10	Horace Greel	36.02
15	Sterner, John	12	Hendrick Hud	36.16
16	Simmons Jr, Wayne	12	Clara Barton	36.17
17	Rourke, James	11	Elwood / Joh	36.48
18	Puglisi, Michael	12	Burnt Hills-	36.57
19	Vitucci, John	12	Susan E. Wag	36.76
20	Cornfield, Micah	12	Corning	36.88
21	Drye, Theodore	11	Poly Prep Co	36.88



NYS PHSA/NYS Federation Championships - 3/5/2022

Ocean Breeze Athletic Complex

Results

Preliminaries ... (Boys 300 Meter Dash)

Name	Yr	School	Prelims
22 Linder, Matt	12	Fredonia HS	37.07
23 Passero, Caleb	12	Edison Tech	37.49
24 Cuevas, Christhian	12	Thomas R. Pr	37.55
25 Martinez, Julio	12	Huntington	37.71
26 Ross, Ben	12	Colonie	37.77
27 Moser, Chris	11	West Genesee	37.86
28 Kruger, Isaac	11	Trinity Scho	37.90
29 Harkness, Dominic	12	Saranac	39.94
30 Norcross, Kye	11	Saranac	40.41

Boys 300 Meter Dash

Meet Records: 33.29 # 2015 Rai Benjamin

Name	Yr	School	Finals
------	----	--------	--------

Finals

1 Montero, MarcSean	12	Cornwall	34.16
2 Mallard, Elijah	12	Washingtonvi	34.18
3 Williams, Tavon	12	Cardinal Hay	34.32
4 Small, Myles	12	Holy Trinity	34.42
5 Joseph, Samson	12	Suffern	34.44
6 Lyons, Jayden	12	Kellenberg M	34.54
7 Franks, George	12	Mt. Sinai	34.71
8 Seabury, Baden	12	Ichabod Cran	35.04
9 Singletary, OJ	11	Rush Henriet	35.09
10 Robinson, Brandon	12	Uniondale	35.10
11 Legare, Dayzin	11	Johnson City	35.75
12 Ames, Patrick	12	Williamsville	36.25

Boys 600 Meter Run

Meet Records: 1:20.02 # 2012 Strymar Livingston

Name	Yr	School	Finals
------	----	--------	--------

Finals

1 Noble, Wesley	11	Bishop Lough	1:19.48#
24.275 (24.275)	51.407 (27.132)	1:19.473 (28.066)	
2 Miller, Jacob	12	Brockport HS	1:20.23
25.035 (25.035)	51.673 (26.638)	1:20.226 (28.553)	
3 Rodriguez-King, Michael	12	Susan E. Wag	1:20.52
25.102 (25.102)	51.989 (26.888)	1:20.519 (28.530)	
4 Parker, Noble	12	Evander Chil	1:21.96
25.258 (25.258)	52.333 (27.076)	1:21.957 (29.624)	
5 Smith, Julian	12	Ward Melvill	1:22.92
25.189 (25.189)	52.978 (27.790)	1:22.915 (29.937)	
6 Ward, Jack	11	Saint Anthon	1:23.09
25.724 (25.724)	52.917 (27.193)	1:23.084 (30.168)	
7 Johnson, Jelani	11	Bishop Lough	1:23.19
24.804 (24.804)	53.419 (28.616)	1:23.187 (29.768)	
8 Castorina, Nicholas	12	Roy C. Ketch	1:23.24
25.709 (25.709)	53.953 (28.244)	1:23.235 (29.283)	

9 Callaghan, Kevin	12	Briarcliff	1:23.69
25.145 (25.145)	53.707 (28.563)	1:23.681 (29.974)	
10 Watson, Gabe	12	Rush Henriet	1:23.77
25.967 (25.967)	53.630 (27.663)	1:23.761 (30.131)	
11 Brightman, Noah	12	Pawling High	1:23.89
25.917 (25.917)	54.002 (28.086)	1:23.883 (29.882)	
12 Wolfe-Thompson, Travis	10	Brooklyn Tec	1:24.00
26.453 (26.453)	54.038 (27.586)	1:23.994 (29.956)	
13 Kingsley, Forrest	12	Ithaca High	1:24.20
26.079 (26.079)	54.258 (28.179)	1:24.200 (29.942)	
14 Hesler, Ryan	11	Niskayuna	1:24.61
26.260 (26.260)	54.968 (28.709)	1:24.606 (29.638)	
15 Cypress, Charles	12	Cornwall	1:25.63
27.072 (27.072)	56.197 (29.126)	1:25.622 (29.425)	
16 Chevez, Renzo	12	Westbury	1:25.65
26.032 (26.032)	54.938 (28.906)	1:25.648 (30.711)	
17 Senf, Ryan	12	Central Squa	1:25.89
25.027 (25.027)	54.417 (29.390)	1:25.890 (31.474)	
18 Velez-Olmo, Ledreth	12	Fredonia HS	1:25.92
26.527 (26.527)	55.673 (29.146)	1:25.911 (30.239)	
19 Bregg, Hayden	12	Canton	1:26.59
26.685 (26.685)	55.919 (29.234)	1:26.581 (30.662)	
20 Migliore, Salvatore	12	Beacon	1:26.64
27.273 (27.273)	56.304 (29.031)	1:26.632 (30.329)	
21 Simpson, Tyler	12	Elmira Notre	1:27.02
26.772 (26.772)	55.993 (29.222)	1:27.018 (31.025)	
22 Goodwin, Connor	12	Beekmantown	1:27.78
27.169 (27.169)	56.758 (29.590)	1:27.779 (31.022)	
23 Rossi, Kofi	9	Poly Prep Co	1:27.92
27.872 (27.872)	58.743 (30.871)	1:27.915 (29.172)	
24 VanAlstine, Rylee	10	Broadalbin-P	1:29.35
26.391 (26.391)	54.598 (28.208)	1:29.344 (34.746)	
25 Mahunik, Tommy	12	Homer	1:29.39
25.852 (25.852)	55.850 (29.998)	1:29.381 (33.531)	
26 Core, Andrew	12	Hutchinson C	1:29.92
27.341 (27.341)	1:00.451 (33.110)	1:29.916 (29.466)	
27 Lazore, Cayde	11	Salmon River	1:35.03
28.425 (28.425)	1:00.997 (32.572)	1:35.030 (34.034)	
28 Colletti, Alex	11	Garden City	1:38.61
27.631 (27.631)	1:00.678 (33.047)	1:38.602 (37.925)	
29 Lambert, Benjamin	10	Plattsburgh	1:45.37
30.913 (30.913)	1:06.627 (35.714)	1:45.365 (38.739)	
--- Francis, Jahmar	10	Huntington	DNF



NYS PHSAA/NYS Federation Championships - 3/5/2022

Ocean Breeze Athletic Complex

Results

Boys 1000 Meter Run

Meet Records: 2:27.63 # 2014 Liam Purdy

Name	Yr	School	Finals
Finals			
1 Doherty, Matthew	11	Mamaroneck	2:29.67
30.554 (30.554)	1:01.632 (31.078)	1:31.758 (30.127)	
2:01.679 (29.921)	2:29.663 (27.984)		
2 Going, Liam	12	Chaminade	2:30.88
30.487 (30.487)	1:01.394 (30.907)	1:31.042 (29.648)	
2:01.114 (30.073)	2:30.874 (29.760)		
3 Funk, Colin	12	Paul D. Schr	2:30.95
29.118 (29.118)	59.436 (30.318)	1:30.696 (31.261)	
2:00.860 (30.164)	2:30.949 (30.090)		
4 Valentine, Nico	12	Pittsford-Me	2:31.13
30.024 (30.024)	1:00.799 (30.775)	1:30.757 (29.958)	
2:01.468 (30.712)	2:31.123 (29.655)		
5 Ehlers, Gavin	12	Westhampton	2:31.40
30.700 (30.700)	1:01.931 (31.231)	1:32.662 (30.732)	
2:03.866 (31.204)	2:31.398 (27.532)		
6 Davis, Ben	12	Collegiate S	2:31.76
30.055 (30.055)	1:00.990 (30.936)	1:30.965 (29.975)	
2:01.490 (30.525)	2:31.758 (30.268)		
7 Cusato, Will	12	Guilderland	2:32.05
30.527 (30.527)	1:01.854 (31.327)	1:32.064 (30.210)	
2:01.690 (29.626)	2:32.046 (30.357)		
8 Chichelli, Jayson	12	McQuaid Jesu	2:32.27
30.262 (30.262)	1:01.314 (31.053)	1:30.736 (29.422)	
2:01.100 (30.364)	2:32.266 (31.167)		
9 Taylor, Kevin	12	Paul D. Schr	2:32.64
29.339 (29.339)	59.929 (30.590)	1:31.230 (31.302)	
2:02.288 (31.058)	2:32.636 (30.349)		
10 Bravo, Antonio	11	Iona Prepara	2:32.76
28.828 (28.828)	59.885 (31.057)	1:32.641 (32.756)	
2:02.976 (30.335)	2:32.757 (29.782)		
11 McGuire, Hugh	12	Horace Greel	2:33.90
29.602 (29.602)	1:00.524 (30.922)	1:31.743 (31.220)	
2:03.550 (31.808)	2:33.893 (30.343)		
12 Semo, Wyeth	12	Northport	2:34.41
30.308 (30.308)	1:01.686 (31.379)	1:32.052 (30.366)	
2:02.964 (30.912)	2:34.409 (31.446)		
13 Diaz, Fernando	11	Susan E. Wag	2:34.54
28.898 (28.898)	59.656 (30.758)	1:30.979 (31.323)	
2:01.935 (30.956)	2:34.531 (32.596)		
14 Richardson, Silas	12	Ithaca High	2:35.22
31.021 (31.021)	1:01.876 (30.855)	1:33.149 (31.273)	
2:04.155 (31.006)	2:35.211 (31.056)		

15 Groat, Cooper	12	Cba Syracuse	2:35.63
29.481 (29.481)	1:00.321 (30.840)	1:32.012 (31.691)	
2:04.819 (32.808)	2:35.623 (30.804)		
16 Kosilla, Jacob	12	Fdr	2:35.66
29.083 (29.083)	1:00.256 (31.173)	1:32.202 (31.947)	
2:04.361 (32.159)	2:35.652 (31.292)		
17 Andrus, Ace	11	Horseheads	2:36.40
30.462 (30.462)	1:01.113 (30.651)	1:33.475 (32.363)	
2:04.873 (31.398)	2:36.399 (31.527)		
18 Chang, Jake	12	Townsend Har	2:36.54
30.303 (30.303)	1:00.891 (30.589)	1:32.391 (31.500)	
2:05.381 (32.991)	2:36.539 (31.158)		
19 Seamans, William	12	Fayetteville	2:37.60
29.281 (29.281)	1:00.186 (30.905)	1:32.000 (31.815)	
2:04.469 (32.469)	2:37.594 (33.126)		
20 Murray, Ryan	12	Cornwall	2:37.66
29.515 (29.515)	1:00.036 (30.521)	1:32.018 (31.983)	
2:04.166 (32.148)	2:37.654 (33.489)		
21 Conniff, Brendan	12	Manhasset	2:37.89
30.408 (30.408)	1:01.780 (31.372)	1:32.779 (30.999)	
2:04.666 (31.887)	2:37.886 (33.221)		
22 Bernd, Jacob	10	Saratoga Spr	2:38.15
30.122 (30.122)	1:01.029 (30.908)	1:32.639 (31.610)	
2:04.919 (32.281)	2:38.142 (33.223)		
23 Mulryan, Patrick	11	Chaminade	2:39.78
29.702 (29.702)	1:00.617 (30.915)	1:33.334 (32.717)	
2:06.358 (33.025)	2:39.780 (33.422)		
24 Morris, Sidney	11	Kenmore East	2:40.84
30.060 (30.060)	1:01.387 (31.328)	1:34.103 (32.716)	
2:07.957 (33.854)	2:40.832 (32.876)		
25 Castlevetere, Evan	12	Iroquois	2:44.25
30.419 (30.419)	1:01.718 (31.299)	1:35.407 (33.689)	
2:10.108 (34.702)	2:44.244 (34.136)		
26 Ryland, Sam	8	Poly Prep Co	2:44.60
30.701 (30.701)	1:02.047 (31.347)	1:35.269 (33.222)	
2:09.871 (34.602)	2:44.597 (34.727)		
27 Chodat, Watson	11	Franklin Aca	2:51.56
30.714 (30.714)	1:02.087 (31.373)	1:35.883 (33.797)	
2:12.443 (36.560)	2:51.557 (39.114)		
28 Frenyea, Gunner	11	Seton Cathol	2:54.88
31.155 (31.155)	1:03.581 (32.426)	1:38.818 (35.238)	
2:17.166 (38.348)	2:54.879 (37.714)		
29 Beebe, Garrett	10	Ticonderoga	3:02.27
32.002 (32.002)	1:07.105 (35.103)	1:46.798 (39.694)	
2:26.299 (39.501)	3:02.264 (35.966)		
--- Thomas, Daniel	12	Deer Park	DNF



NYSPHSAA/NYS Federation Championships - 3/5/2022

Ocean Breeze Athletic Complex

Results

Boys 1600 Meter Run

Meet Records: 4:11.21 # 2014 Luke Gavigan

Name	Yr	School	Finals
Finals			
1 Hogan, Myles	12	Fordham Prep	4:13.55
32.867 (32.867)	1:05.800 (32.934)	1:39.278 (33.478)	
2:11.518 (32.240)	2:42.578 (31.060)	3:14.070 (31.492)	
3:45.204 (31.134)	4:13.545 (28.342)		
2 Perazzo, Joseph	11	Susan E. Wag	4:14.79
32.344 (32.344)	1:05.587 (33.243)	1:39.178 (33.592)	
2:12.100 (32.922)	2:43.554 (31.455)	3:14.918 (31.364)	
3:45.667 (30.749)	4:14.788 (29.121)		
3 Hayes, Gitch	12	LaSalle Inst	4:14.83
32.652 (32.652)	1:05.700 (33.049)	1:39.024 (33.324)	
2:11.668 (32.645)	2:42.970 (31.302)	3:14.016 (31.047)	
3:44.966 (30.950)	4:14.829 (29.863)		
4 Bange, Ashton	11	Corning	4:18.10
32.275 (32.275)	1:05.236 (32.961)	1:38.567 (33.332)	
2:11.402 (32.835)	2:42.419 (31.018)	3:13.800 (31.382)	
3:45.298 (31.498)	4:18.099 (32.801)		
5 Brown, Alexander	12	Beacon High	4:18.74
32.489 (32.489)	1:05.860 (33.372)	1:39.458 (33.598)	
2:12.192 (32.734)	2:44.158 (31.967)	3:15.745 (31.587)	
3:48.163 (32.418)	4:18.732 (30.569)		
6 Neilson, Aidan	12	Deer Park	4:19.04
32.648 (32.648)	1:05.569 (32.921)	1:39.683 (34.115)	
2:13.249 (33.566)	2:45.253 (32.004)	3:17.273 (32.021)	
3:47.557 (30.284)	4:19.039 (31.483)		
7 Davis, Nathan	12	Columbia (S	4:19.09
33.104 (33.104)	1:05.964 (32.860)	1:39.481 (33.517)	
2:11.898 (32.418)	2:43.195 (31.297)	3:14.528 (31.333)	
3:47.115 (32.588)	4:19.090 (31.976)		
8 Stafford, Collin	10	South Lewis	4:19.25
32.155 (32.155)	1:05.372 (33.218)	1:38.797 (33.425)	
2:11.694 (32.897)	2:43.629 (31.936)	3:15.928 (32.299)	
3:48.180 (32.253)	4:19.246 (31.066)		
9 Luff, Ronan	11	Trinity Scho	4:21.47
31.435 (31.435)	1:04.989 (33.554)	1:39.363 (34.375)	
2:12.469 (33.106)	2:43.805 (31.336)	3:15.860 (32.056)	
3:48.213 (32.354)	4:21.469 (33.256)		
10 Holden-Betts, Solomon	11	Baldwinsvill	4:22.71
33.197 (33.197)	1:06.172 (32.975)	1:40.133 (33.962)	
2:13.862 (33.729)	2:46.091 (32.229)	3:18.612 (32.522)	
3:51.903 (33.291)	4:22.708 (30.806)		

11 Chichelli, Jayson	12 McQuaid Jesu	4:23.03
33.179 (33.179)	1:06.541 (33.362)	1:40.581 (34.041)
2:13.882 (33.301)	2:46.342 (32.460)	3:18.660 (32.318)
3:50.851 (32.192)	4:23.023 (32.172)	




NYSPHSAA/NYS Federation Championships - 3/5/2022

Ocean Breeze Athletic Complex

Results

12	Brink, Jacob	12 Allegany/Ole	4:23.77
	33.783 (33.783)	1:06.606 (32.823)	1:40.432 (33.826)
	2:14.551 (34.119)	2:47.191 (32.640)	3:20.287 (33.097)
	3:53.504 (33.217)	4:23.769 (30.266)	
13	Fulgieri, Peter	12 Burnt Hills-	4:24.78
	33.323 (33.323)	1:06.138 (32.816)	1:39.469 (33.331)
	2:12.492 (33.024)	2:44.186 (31.694)	3:16.456 (32.270)
	3:50.035 (33.579)	4:24.776 (34.741)	
14	Young, Sam	11 Mamaroneck	4:24.95
	33.268 (33.268)	1:05.945 (32.678)	1:39.830 (33.885)
	2:12.941 (33.111)	2:45.346 (32.406)	3:18.335 (32.989)
	3:52.016 (33.682)	4:24.943 (32.927)	
15	Rinn, Trevor	12 Oceanside	4:25.33
	32.375 (32.375)	1:05.691 (33.316)	1:39.859 (34.168)
	2:13.521 (33.662)	2:46.593 (33.073)	3:19.941 (33.348)
	3:54.078 (34.138)	4:25.326 (31.248)	
16	Jean-Charles, Jeremy	12 Cornwall	4:25.48
	32.552 (32.552)	1:06.588 (34.036)	1:40.040 (33.453)
	2:14.693 (34.653)	2:48.598 (33.906)	3:22.091 (33.493)
	3:54.442 (32.352)	4:25.480 (31.038)	
17	Butler, Anson	12 Brighton Hig	4:25.67
	31.018 (31.018)	1:03.479 (32.462)	1:37.106 (33.627)
	2:11.591 (34.486)	2:46.744 (35.154)	3:21.069 (34.325)
	3:53.590 (32.521)	4:25.666 (32.077)	
18	Markopoulos, Jason	12 Mamaroneck	4:25.67
	32.986 (32.986)	1:06.234 (33.249)	1:39.826 (33.592)
	2:12.675 (32.849)	2:44.668 (31.993)	3:17.052 (32.385)
	3:51.324 (34.272)	4:25.670 (34.346)	
19	Jopek, Aleksander	12 Brooklyn Tec	4:25.77
	31.913 (31.913)	1:05.278 (33.366)	1:39.521 (34.243)
	2:12.718 (33.198)	2:44.885 (32.167)	3:17.748 (32.864)
	3:51.023 (33.275)	4:25.769 (34.746)	
20	Richardson, Silas	12 Ithaca High	4:27.02
	32.704 (32.704)	1:07.212 (34.508)	1:40.991 (33.780)
	2:16.130 (35.140)	2:50.154 (34.024)	3:23.986 (33.832)
	3:57.358 (33.372)	4:27.020 (29.662)	
21	Hayes, Trevor	10 Westhampton	4:27.30
	32.512 (32.512)	1:05.421 (32.910)	1:39.818 (34.397)
	2:14.925 (35.108)	2:49.045 (34.120)	3:23.337 (34.292)
	3:56.590 (33.253)	4:27.296 (30.706)	
22	Moser, Percy	12 Xavier	4:27.64
	32.871 (32.871)	1:05.875 (33.004)	1:39.650 (33.776)
	2:13.637 (33.987)	2:46.330 (32.694)	3:20.254 (33.924)
	3:54.409 (34.156)	4:27.631 (33.222)	
23	Maneri, Luca	12 Kingston	4:27.91
	32.170 (32.170)	1:05.156 (32.986)	1:39.208 (34.053)
	2:14.442 (35.234)	2:48.869 (34.427)	3:23.226 (34.358)
	3:56.795 (33.569)	4:27.904 (31.109)	



NYS PHSA/NYS Federation Championships - 3/5/2022

Ocean Breeze Athletic Complex

Results

Finals ... (Boys 1600 Meter Run)

Name	Yr	School	Finals
24 Kasper, Alexander	12	Jericho	4:28.01
31.748 (31.748)	1:04.758 (33.010)	1:39.043 (34.286)	
2:14.284 (35.241)	2:48.850 (34.567)	3:23.064 (34.214)	
3:56.900 (33.837)	4:28.008 (31.108)		
25 Lenes, Bruce	12	Fox Lane	4:29.72
32.681 (32.681)	1:06.215 (33.534)	1:40.297 (34.083)	
2:14.139 (33.842)	2:46.877 (32.738)	3:20.402 (33.525)	
3:53.560 (33.158)	4:29.713 (36.154)		
26 Burke, Colin	11	Pittsford-Me	4:29.82
31.962 (31.962)	1:05.109 (33.147)	1:39.611 (34.502)	
2:14.884 (35.273)	2:49.482 (34.598)	3:24.283 (34.802)	
3:57.961 (33.678)	4:29.817 (31.856)		
27 Mayo, Dean	12	Fordham Prep	4:30.94
32.884 (32.884)	1:06.210 (33.326)	1:39.415 (33.206)	
2:14.385 (34.970)	2:48.373 (33.988)	3:23.156 (34.783)	
3:57.652 (34.496)	4:30.937 (33.286)		
28 Bertola, Joseph	11	Orchard Park	4:36.62
33.286 (33.286)	1:08.046 (34.760)	1:43.444 (35.398)	
2:20.180 (36.736)	2:55.751 (35.572)	3:31.380 (35.629)	
4:05.160 (33.780)	4:36.616 (31.457)		
29 Tausinger, Emery	12	Ticonderoga	4:43.50
32.736 (32.736)	1:06.886 (34.151)	1:41.295 (34.409)	
2:16.577 (35.282)	2:53.084 (36.508)	3:31.131 (38.047)	
4:08.633 (37.502)	4:43.496 (34.863)		
30 Finley, Max	12	Canton	4:43.89
30.771 (30.771)	1:04.501 (33.730)	1:38.950 (34.449)	
2:14.088 (35.138)	2:48.754 (34.667)	3:24.621 (35.867)	
4:02.638 (38.018)	4:43.890 (41.252)		
31 Recore, Nik	12	Peru	5:02.05
32.284 (32.284)	1:06.316 (34.032)	1:42.051 (35.735)	
2:20.958 (38.907)	3:01.450 (40.492)	3:42.880 (41.430)	
4:23.703 (40.824)	5:02.048 (38.345)		

Boys 3200 Meter Run

Meet Records: 9:03.81 # 2016 Aidan Tooker

Name	Yr	School	Finals
1 Hogan, Myles	12	Fordham Prep	8:57.49#
32.043 (32.043)	1:06.864 (34.822)	1:41.946 (35.082)	
2:16.697 (34.751)	2:51.758 (35.062)	3:27.008 (35.250)	
4:01.331 (34.323)	4:35.438 (34.108)	5:09.521 (34.084)	
5:44.245 (34.724)	6:18.895 (34.650)	6:53.237 (34.343)	
7:25.024 (31.787)	7:57.168 (32.144)	8:28.560 (31.392)	
8:57.488 (28.928)			

2 Gregorski, Jack	12	Corning	8:57.96#
32.171 (32.171)	1:07.346 (35.176)	1:42.344 (34.998)	
2:17.071 (34.728)	2:52.191 (35.120)	3:27.311 (35.120)	
4:01.927 (34.616)	4:35.818 (33.892)	5:09.911 (34.093)	
5:44.558 (34.648)	6:19.127 (34.569)	6:53.409 (34.283)	
7:25.350 (31.941)	7:57.587 (32.237)	8:29.000 (31.414)	
8:57.957 (28.957)			
3 DeNatale, Nikhil	12	Trinity Scho	9:02.43#
31.799 (31.799)	1:06.594 (34.796)	1:41.981 (35.387)	
2:17.319 (35.339)	2:52.355 (35.036)	3:27.461 (35.106)	
4:02.213 (34.753)	4:36.093 (33.880)	5:10.192 (34.099)	
5:44.845 (34.653)	6:19.566 (34.722)	6:53.842 (34.276)	
7:26.431 (32.589)	7:59.769 (33.338)	8:31.381 (31.612)	
9:02.421 (31.040)			
4 Hayes, Gitch	12	LaSalle Inst	9:02.79#
32.273 (32.273)	1:07.132 (34.860)	1:42.203 (35.071)	
2:16.921 (34.719)	2:52.003 (35.082)	3:27.214 (35.212)	
4:01.622 (34.408)	4:35.685 (34.064)	5:09.763 (34.078)	
5:44.448 (34.686)	6:19.085 (34.638)	6:53.437 (34.352)	
7:25.231 (31.794)	7:57.366 (32.136)	8:28.779 (31.414)	
9:02.787 (34.008)			
5 Kempney, Colton	12	Beaver River	9:03.69#
32.622 (32.622)	1:07.649 (35.027)	1:42.442 (34.794)	
2:17.434 (34.992)	2:52.457 (35.023)	3:27.599 (35.142)	
4:02.407 (34.808)	4:35.961 (33.554)	5:09.998 (34.038)	
5:44.667 (34.670)	6:19.305 (34.638)	6:53.685 (34.380)	
7:25.795 (32.110)	7:58.808 (33.013)	8:32.249 (33.441)	
9:03.687 (31.439)			
6 Brimhall, Nathan	12	Shenendehowa	9:05.66
32.218 (32.218)	1:05.728 (33.510)	1:39.101 (33.374)	
2:13.073 (33.972)	2:47.168 (34.096)	3:21.707 (34.539)	
3:56.038 (34.332)	4:30.740 (34.702)	5:04.971 (34.231)	
5:39.259 (34.288)	6:13.864 (34.606)	6:48.802 (34.938)	
7:23.690 (34.888)	7:57.726 (34.036)	8:31.435 (33.710)	
9:05.657 (34.222)			
7 Ehlers, Gavin	12	Westhampton	9:05.70
33.897 (33.897)	1:08.169 (34.272)	1:43.288 (35.120)	
2:17.974 (34.686)	2:52.735 (34.762)	3:27.774 (35.039)	
4:02.551 (34.777)	4:36.350 (33.800)	5:10.335 (33.985)	
5:45.256 (34.922)	6:19.981 (34.726)	6:54.260 (34.279)	
7:26.403 (32.144)	7:59.907 (33.504)	8:33.777 (33.870)	
9:05.698 (31.922)			



NYSPHSAA/NYS Federation Championships - 3/5/2022

Ocean Breeze Athletic Complex

Results

8	Hawkes, Michael	12 Xavier	9:13.69
	32.844 (32.844)	1:07.936 (35.092)	1:42.636 (34.700)
	2:17.692 (35.056)	2:52.706 (35.014)	3:27.858 (35.152)
	4:02.685 (34.827)	4:36.470 (33.786)	5:10.771 (34.301)
	5:45.799 (35.029)	6:21.173 (35.374)	6:56.771 (35.598)
	7:32.238 (35.468)	8:07.410 (35.172)	8:41.699 (34.290)
	9:13.685 (31.986)		

Finals ... (Boys 3200 Meter Run)

Name	Yr	School	Finals
9 Margetts, Sebastian	11	United Natio	9:16.03
33.451 (33.451)		1:08.490 (35.039)	1:43.675 (35.185)
2:19.331 (35.656)		2:53.565 (34.235)	3:28.855 (35.290)
4:03.876 (35.022)		4:38.593 (34.718)	5:13.297 (34.704)
5:47.666 (34.369)		6:22.201 (34.536)	6:57.025 (34.824)
7:32.519 (35.494)		8:07.051 (34.533)	8:41.194 (34.143)
9:16.029 (34.835)			
10 Furman, Adam	11	Tri-Valley	9:18.85
33.181 (33.181)		1:07.801 (34.620)	1:42.921 (35.120)
2:18.036 (35.115)		2:52.567 (34.531)	3:27.751 (35.185)
4:02.577 (34.826)		4:36.967 (34.390)	5:11.332 (34.365)
5:46.338 (35.006)		6:21.953 (35.616)	6:57.608 (35.655)
7:33.435 (35.827)		8:09.247 (35.812)	8:45.319 (36.072)
9:18.849 (33.530)			
11 Rosenblatt, Andrew	12	Commack	9:18.95
32.920 (32.920)		1:07.473 (34.553)	1:43.658 (36.186)
2:19.357 (35.699)		2:55.018 (35.662)	3:31.180 (36.162)
4:07.624 (36.444)		4:43.606 (35.982)	5:19.421 (35.816)
5:54.917 (35.496)		6:30.355 (35.438)	7:05.512 (35.157)
7:40.669 (35.158)		8:15.884 (35.216)	8:49.346 (33.462)
9:18.948 (29.602)			
12 McMahon, Peter	11	West Genesee	9:21.25
33.209 (33.209)		1:08.186 (34.978)	1:43.363 (35.177)
2:18.428 (35.066)		2:53.063 (34.636)	3:28.413 (35.350)
4:03.554 (35.142)		4:38.360 (34.806)	5:13.267 (34.908)
5:49.334 (36.067)		6:25.963 (36.629)	7:02.412 (36.450)
7:38.902 (36.490)		8:14.099 (35.198)	8:49.670 (35.571)
9:21.248 (31.578)			
13 Haynia, Maximus	11	Westhampton	9:24.29
33.550 (33.550)		1:09.308 (35.758)	1:44.322 (35.015)
2:20.738 (36.416)		2:56.426 (35.688)	3:32.273 (35.847)
4:07.365 (35.092)		4:43.498 (36.134)	5:19.207 (35.709)
5:54.741 (35.534)		6:30.168 (35.427)	7:05.244 (35.076)
7:40.436 (35.193)		8:15.768 (35.332)	8:50.491 (34.723)
9:24.281 (33.790)			
14 Farrell, John	12	Fairport	9:26.89
33.999 (33.999)		1:08.832 (34.834)	1:44.450 (35.618)
2:19.646 (35.196)		2:54.147 (34.502)	3:28.719 (34.572)
4:04.235 (35.516)		4:38.534 (34.300)	5:13.871 (35.337)
5:49.314 (35.444)		6:25.986 (36.672)	7:03.429 (37.444)
7:40.118 (36.689)		8:17.255 (37.137)	8:54.701 (37.447)
9:26.889 (32.188)			




NYSPHSAA/NYS Federation Championships - 3/5/2022

Ocean Breeze Athletic Complex

Results

15	Winnicki, Zack	12 Lancaster	9:27.80	21	Chittur, Neel	11 Albany High	9:33.48
	32.797 (32.797)	1:07.421 (34.625)	1:43.238 (35.817)		32.744 (32.744)	1:07.598 (34.854)	1:43.858 (36.260)
	2:19.081 (35.843)	2:54.475 (35.395)	3:30.141 (35.666)		2:20.275 (36.418)	2:56.722 (36.448)	3:33.019 (36.297)
	4:06.282 (36.142)	4:42.738 (36.456)	5:18.878 (36.140)		4:09.095 (36.076)	4:44.584 (35.490)	5:20.675 (36.091)
	5:55.304 (36.426)	6:31.840 (36.536)	7:07.725 (35.885)		5:56.650 (35.976)	6:32.974 (36.324)	7:10.126 (37.153)
	7:43.655 (35.931)	8:19.695 (36.040)	8:55.103 (35.408)		7:46.157 (36.031)	8:22.920 (36.763)	8:58.907 (35.988)
	9:27.791 (32.688)				9:33.476 (34.569)		
16	Fontanez, John	12 Nanuet	9:28.28				
	32.160 (32.160)	1:06.675 (34.516)	1:41.904 (35.229)				
	2:17.760 (35.857)	2:54.066 (36.306)	3:30.954 (36.888)				
	4:07.314 (36.360)	4:43.718 (36.405)	5:19.580 (35.862)				
	5:55.649 (36.070)	6:30.978 (35.329)	7:07.126 (36.149)				
	7:43.678 (36.552)	8:20.367 (36.690)	8:55.133 (34.766)				
	9:28.280 (33.147)						
17	Barbato, Adam	12 Victor Centr	9:28.62				
	32.926 (32.926)	1:08.700 (35.774)	1:43.981 (35.281)				
	2:19.881 (35.900)	2:54.830 (34.950)	3:30.460 (35.630)				
	4:05.893 (35.433)	4:41.715 (35.823)	5:17.951 (36.236)				
	5:54.253 (36.303)	6:31.503 (37.250)	7:07.432 (35.930)				
	7:42.731 (35.300)	8:18.722 (35.991)	8:54.121 (35.400)				
	9:28.620 (34.499)						
18	Gensel, J. Matthew	12 Corning	9:31.16				
	33.426 (33.426)	1:08.852 (35.427)	1:44.395 (35.543)				
	2:20.486 (36.092)	2:56.758 (36.272)	3:32.704 (35.946)				
	4:08.786 (36.082)	4:44.506 (35.721)	5:21.019 (36.513)				
	5:56.608 (35.590)	6:32.846 (36.238)	7:10.038 (37.192)				
	7:47.013 (36.976)	8:23.614 (36.601)	8:58.916 (35.303)				
	9:31.153 (32.237)						
19	Kasper, Alexander	12 Jericho	9:31.63				
	33.172 (33.172)	1:08.020 (34.849)	1:43.511 (35.491)				
	2:19.158 (35.648)	2:54.764 (35.606)	3:31.115 (36.351)				
	4:07.452 (36.338)	4:43.794 (36.342)	5:19.642 (35.848)				
	5:55.382 (35.740)	6:31.650 (36.268)	7:08.317 (36.668)				
	7:45.423 (37.106)	8:22.836 (37.413)	8:58.678 (35.843)				
	9:31.627 (32.949)						
20	Reisner, Jonah	11 Brooklyn Tec	9:31.86				
	32.883 (32.883)	1:07.924 (35.042)	1:44.050 (36.126)				
	2:20.522 (36.473)	2:57.009 (36.487)	3:33.258 (36.250)				
	4:09.410 (36.152)	4:45.026 (35.616)	5:20.997 (35.972)				
	5:57.114 (36.118)	6:33.332 (36.218)	7:10.395 (37.063)				
	7:46.510 (36.116)	8:23.248 (36.738)	8:59.221 (35.973)				
	9:31.854 (32.634)						



NYSPPHSAA/NYS Federation Championships - 3/5/2022

Ocean Breeze Athletic Complex

Results

Finals ... (Boys 3200 Meter Run)

Name	Yr	School	Finals
22 Lyndaker, Nick	12	Canton	9:34.76
31.888 (31.888)	1:07.235 (35.347)	1:43.797 (36.562)	
2:20.064 (36.267)	2:57.256 (37.193)	3:33.986 (36.730)	
4:10.461 (36.475)	4:46.401 (35.940)	5:22.541 (36.140)	
5:59.253 (36.712)	6:36.150 (36.897)	7:13.692 (37.543)	
7:50.379 (36.687)	8:27.328 (36.950)	9:02.264 (34.936)	
9:34.756 (32.492)			
23 Daskocil, Dylan	11	St. Joseph b	9:35.08
32.434 (32.434)	1:07.617 (35.184)	1:44.114 (36.498)	
2:20.707 (36.593)	2:56.638 (35.932)	3:32.960 (36.322)	
4:09.116 (36.156)	4:45.338 (36.223)	5:21.802 (36.464)	
5:58.906 (37.104)	6:35.967 (37.062)	7:13.570 (37.604)	
7:51.176 (37.606)	8:28.539 (37.364)	9:04.281 (35.742)	
9:35.074 (30.794)			
24 Young, Pierce	11	Arkport/Cana	9:36.31
33.698 (33.698)	1:11.578 (37.881)	1:50.378 (38.800)	
2:28.544 (38.166)	3:06.354 (37.811)	3:43.602 (37.248)	
4:20.646 (37.044)	4:56.480 (35.834)	5:32.177 (35.697)	
6:08.758 (36.581)	6:45.582 (36.825)	7:22.390 (36.808)	
7:59.366 (36.977)	8:32.322 (32.956)	9:02.852 (30.530)	
9:36.307 (33.456)			
25 Cich, Dominick	12	Rye	9:39.39
33.692 (33.692)	1:08.943 (35.252)	1:44.251 (35.308)	
2:20.067 (35.817)	2:55.038 (34.971)	3:30.673 (35.636)	
4:06.475 (35.802)	4:42.038 (35.563)	5:17.289 (35.252)	
5:53.709 (36.420)	6:30.943 (37.234)	7:08.067 (37.125)	
7:45.609 (37.542)	8:24.389 (38.780)	9:02.494 (38.105)	
9:39.383 (36.889)			
26 Bogdan, Cameron	11	Frontier	9:42.49
33.898 (33.898)	1:08.826 (34.928)	1:44.799 (35.974)	
2:21.360 (36.562)	2:58.217 (36.857)	3:34.274 (36.057)	
4:10.919 (36.646)	4:46.986 (36.068)	5:23.031 (36.045)	
6:00.064 (37.033)	6:37.067 (37.004)	7:14.332 (37.265)	
7:52.301 (37.970)	8:30.260 (37.960)	9:05.302 (35.042)	
9:42.488 (37.186)			
27 Aouchiche, Amokrane	12	Wellington C	9:42.57
32.308 (32.308)	1:07.795 (35.487)	1:43.031 (35.237)	
2:18.825 (35.794)	2:53.869 (35.044)	3:29.761 (35.892)	
4:05.535 (35.774)	4:42.325 (36.791)	5:19.128 (36.803)	
5:55.957 (36.830)	6:33.739 (37.782)	7:11.877 (38.138)	
7:50.278 (38.402)	8:28.806 (38.528)	9:06.367 (37.562)	
9:42.569 (36.202)			

28 Catherwood, Collin	11	Monroe-Woodb	9:43.39
31.360 (31.360)	1:06.271 (34.911)	1:42.132 (35.861)	
2:18.543 (36.412)	2:55.305 (36.762)	3:31.421 (36.116)	
4:08.187 (36.766)	4:44.417 (36.230)	5:20.588 (36.171)	
5:57.645 (37.058)	6:34.830 (37.186)	7:13.376 (38.546)	
7:51.032 (37.657)	8:29.772 (38.740)	9:07.608 (37.836)	
9:43.386 (35.778)			
29 Griff, Harry	12	Fox Lane	9:45.20
33.488 (33.488)	1:08.373 (34.885)	1:44.582 (36.209)	
2:21.046 (36.464)	2:57.864 (36.818)	3:34.469 (36.606)	
4:11.340 (36.871)	4:47.660 (36.321)	5:24.661 (37.001)	
6:02.189 (37.528)	6:40.564 (38.375)	7:18.922 (38.359)	
7:56.739 (37.817)	8:32.698 (35.960)	9:09.008 (36.310)	
9:45.194 (36.186)			
30 Simpson, Lucas	11	John Jay Cam	9:58.96
33.109 (33.109)	1:08.275 (35.166)	1:44.383 (36.108)	
2:21.017 (36.634)	2:57.527 (36.510)	3:33.554 (36.028)	
4:09.856 (36.302)	4:45.760 (35.904)	5:21.688 (35.928)	
5:58.688 (37.000)	6:36.311 (37.624)	7:15.222 (38.912)	
7:55.561 (40.339)	8:35.392 (39.832)	9:17.096 (41.704)	
9:58.960 (41.864)			
31 Webb, Nathan	12	Corning	9:59.85
33.885 (33.885)	1:11.960 (38.075)	1:50.252 (38.293)	
2:28.846 (38.594)	3:06.119 (37.273)	3:43.884 (37.766)	
4:21.014 (37.130)	4:57.929 (36.916)	5:35.441 (37.512)	
6:13.817 (38.376)	6:52.853 (39.036)	7:32.270 (39.417)	
8:11.896 (39.627)	8:51.118 (39.222)	9:26.999 (35.882)	
9:59.850 (32.852)			
32 Denial, Andrew	10	Saranac	10:18.63
34.765 (34.765)	1:12.714 (37.950)	1:50.954 (38.240)	
2:29.537 (38.583)	3:07.868 (38.332)	3:46.096 (38.228)	
4:24.814 (38.719)	5:04.277 (39.463)	5:45.002 (40.726)	
6:25.076 (40.074)	7:05.679 (40.603)	7:46.480 (40.801)	
8:25.942 (39.463)	9:04.898 (38.956)	9:41.580 (36.683)	
10:18.622 (37.042)			
33 Lazore, Cayde	11	Salmon River	10:38.58
33.972 (33.972)	1:12.288 (38.316)	1:50.632 (38.344)	
2:29.104 (38.473)	3:07.567 (38.463)	3:47.084 (39.518)	
4:28.358 (41.274)	5:09.086 (40.728)	5:50.428 (41.342)	
6:32.382 (41.954)	7:14.251 (41.870)	7:56.188 (41.938)	
8:38.174 (41.986)	9:20.233 (42.059)	10:01.584 (41.352)	
10:38.572 (36.988)			



NYSPHSAA/NYS Federation Championships - 3/5/2022

Ocean Breeze Athletic Complex

Results

34	Slick, Jonathan	9	Beekmantown	10:53.55
	36.432 (36.432)		1:14.845 (38.414)	1:54.890 (40.045)
	2:34.951 (40.062)		3:15.487 (40.536)	3:56.512 (41.025)
	4:38.378 (41.866)		5:20.554 (42.176)	6:02.524 (41.970)
	6:44.490 (41.967)		7:26.886 (42.396)	8:09.128 (42.242)
	8:52.202 (43.074)		9:34.371 (42.170)	10:17.556 (43.185)
	10:53.546 (35.991)			

Boys 55 Meter Hurdles

Meet Records: 7.22 # 1987 Joe Galeano

Name	Yr	School	Prelims	
Preliminaries				
1	Parks, Michael	12	East Syracuse	7.69Q
2	Mariacher, Kendall	12	Iroquois	7.71Q
3	El, Rocky	12	East Syracuse	7.73Q
4	Mallard, Elijah	12	Washingtonvi	7.83Q
5	Praileau, Bashir	11	Albany Acade	7.75q
6	Ashton, Shane	12	Franklin K.	7.81q
7	Quinn, Jordon	10	Freeport	7.84q
8	Gloskey, Jackson	12	Webster Thom	7.88q
9	Krzanowicz, Cj	12	Cheektowaga	7.89
10	Joseph, David	12	North Rockla	7.90
11	Munro, Anthony	12	Seaford	7.93
12	Dekaney, Nicholas	12	Jamesville-D	7.97
13	Yitzchak, Eloha-Karmiel	11	Archbishop S	8.09
14	Confort, Angelo	11	Riverhead	8.10
15	Maasik, Evan	12	James I. O'N	8.14
16	Petersen, Carter	12	Fonda-Fulton	8.18
17	Halpin, Carter	12	Pittsford-Me	8.19
18	Antonecchia, Eric	12	White Plains	8.21
19	Kennedy, Quinn	12	Fordham Prep	8.26
20	Chernova, Michael	11	Vestal	8.74
21	Verrill, Tyler	11	Trumansburg	8.78
22	Jock, Alexander	11	Beekmantown	8.80
23	Barkley, Bereket	11	Trinity Scho	8.87
24	Langdon, Aiden	12	Franklin Aca	8.88
25	Fleury, Stephen	12	Saranac	9.73
26	Goolden, Matthew	12	Ogdensburg F	10.07

Boys 55 Meter Hurdles

Meet Records: 7.22 # 1987 Joe Galeano

Name	Yr	School	Finals	
Finals				
1	El, Rocky	12	East Syracuse	7.54
2	Mariacher, Kendall	12	Iroquois	7.59
3	Praileau, Bashir	11	Albany Acade	7.64
4	Gloskey, Jackson	12	Webster Thom	7.70
5	Ashton, Shane	12	Franklin K.	7.73
6	Parks, Michael	12	East Syracuse	7.75
7	Mallard, Elijah	12	Washingtonvi	7.76
8	Quinn, Jordon	10	Freeport	7.90



NYS PHSA/NYS Federation Championships - 3/5/2022

Ocean Breeze Athletic Complex

Results

Boys 4x200 Meter Relay

Meet Records: 1:30.47 # 2016

Team	Relay	Prelims
Preliminaries		
1 Uprep Rochester	A	# 1:30.35Q
1) Salaam, Khalid 11	2) Jean, Christoper 11	
3) Russell, Juelz 10	4) McCleary, Mark 12	
45.524 (45.524)	1:08.163 (22.640)	1:30.349 (22.186)
2 Cornwall	A	1:30.49Q
1) Addison, Jiles 12	2) Cypress, Charles 12	
3) Sterling, Christian 12	4) Montero, MarcSean 12	
1:08.528 (1:08.528)	1:30.483 (21.955)	
3 West Genesee	A	1:31.68Q
1) Burris, Dominick 11	2) Bort, Bryce 12	
3) Manipole, Payton 11	4) Moser, Chris 11	
45.724 (45.724)	1:09.135 (23.412)	1:31.673 (22.538)
4 Shenendehowa	A	1:31.73Q
1) Cukerstein, Carter 12	2) Dedrick, Tyler 12	
3) Gillan, Jason 12	4) McElrath, Michael 12	
45.213 (45.213)	1:09.075 (23.863)	1:31.729 (22.654)
5 Saint Anthony's	A	1:31.75q
1) Morant, Darius 11	2) Bruno, Vincenzo 12	
3) Louis, Sean 12	4) Gentile, Dominic 12	
46.107 (46.107)	1:09.513 (23.406)	1:31.741 (22.229)
6 North Rockland	A	1:32.20q
1) Joseph, David 12	2) Italiano, Tyler 11	
3) LaCour, Michael 11	4) Farrar, Sebastian 12	
46.152 (46.152)	1:09.317 (23.165)	1:32.192 (22.876)
7 Newark	A	1:32.44q
1) Salerno, Rocco 12	2) Orbaker, Tyree 12	
3) Kellogg, Noah 12	4) Hughes, Norwood 12	
46.459 (46.459)	1:10.626 (24.167)	1:32.435 (21.810)
8 Monsignor Farrell	A	1:32.55q
1) Burch, Messiah 11	2) Taddeo, Alex 12	
3) Keegan, Shawn 11	4) Burke, Thomas 9	
45.483 (45.483)	1:08.661 (23.178)	1:32.541 (23.881)
9 Cheektowaga	A	1:32.61q
1) Harris, Isaiah 12	2) Richardson, Daniel 10	
3) Douglas, David 12	4) Krzanowicz, Cj 12	
46.839 (46.839)	1:10.331 (23.492)	1:32.607 (22.276)
10 Connetquot	A	1:32.67q
1) Mallon, Aidan 12	2) Thomasson, Dylan 11	
3) Thompson, Jhavani 10	4) Thompson, Jermaine 11	
45.065 (45.065)	47.245 (2.180)	1:32.663 (45.418)
11 Middletown	A	1:32.69q
1) Thompson, Marques 12	2) Galeas, Daniel 11	
3) Lamey, Neville 11	4) Thompson, Markel 10	
45.782 (45.782)	1:09.395 (23.614)	1:32.683 (23.288)

Preliminaries ... (Boys 4x200 Meter Relay)

Team	Relay	Prelims
12 Schenectady	A	1:32.73q
1) Samuel, Che 12	2) Roberts, Dior 12	
3) Wells, Jelani 12	4) Davis, Deron 12	
46.240 (46.240)	1:10.615 (24.376)	1:32.730 (22.115)
13 Susan E. Wagner	A	1:33.10
1) Gbaguidi, Alberic 12	2) Lee, Ivan 11	
3) Perez Cardozo, Michael 11	4) Mercado, Zander 12	
46.455 (46.455)	1:09.526 (23.071)	1:33.095 (23.570)
14 Uniondale	A	1:33.19
1) Tamarca, Jefferson 12	2) Robinson, Brandon 12	
3) Babatunde, David 11	4) Washington, Jaydin 12	
46.052 (46.052)	1:09.912 (23.860)	1:33.183 (23.272)
15 Springfield Gardens	A	1:34.10
1) Ballantyne, Kalique 11	2) Kemp, Bernard 11	
3) McClean, Orlando 11	4) Henry, Nickoy 11	
47.259 (47.259)	1:10.638 (23.379)	1:34.093 (23.456)
16 Valley Stream Central	A	1:34.14
1) Rimpel, Jahrel 12	2) Uzo, Fortune 11	
3) Merilan, Ditrish 12	4) Munroe, Brandon 12	
47.119 (47.119)	1:11.561 (24.442)	1:34.135 (22.574)
18 Mamaroneck	A	1:36.97
1) Solis, Justin 12	2) Obregon, Nicholas 10	
3) Repoulis, Vincent 10	4) Alves, Anthony 11	
51.047 (51.047)	1:14.653 (23.606)	1:36.967 (22.315)
19 Trinity School	A	1:37.01
1) Chesse, Sebastien 12	2) Falenchuk, Mark 12	
3) Kruger, Isaac 11	4) Bader, Quentin 11	
48.931 (48.931)	1:13.285 (24.354)	1:37.001 (23.717)
20 Peru	A	1:43.78
1) Daniels, Preston 10	2) Smith, Haidyn 8	
3) Fuller, Owen 8	4) Tedesco, Owen 10	
51.893 (51.893)	1:18.351 (26.458)	1:43.772 (25.422)
17 Johnson City	A	DQ
1) Garrison, Josh 12	2) Moses, Nathan 11	
3) Neer, Dylan 11	4) Legare, Dayzin 11	
48.619 (48.619)	1:13.280 (24.661)	1:35.270 (21.990)

Boys 4x200 Meter Relay

Meet Records: 1:30.47 # 2016

Team	Relay	Finals
Finals		
1 Cornwall	A	1:29.33#
1) Addison, Jiles 12	2) Sterling, Christian 12	
3) Cypress, Charles 12	4) Montero, MarcSean 12	
44.672 (44.672)	1:07.872 (23.200)	1:29.330 (21.458)



NYS PHSA/NYS Federation Championships - 3/5/2022

Ocean Breeze Athletic Complex

Results


2	Shenendehowa	A	1:29.86#
1)	Cukerstein, Carter 12	2)	Gillan, Jason 12
3)	Dedrick, Tyler 12 44.727 (44.727)	4)	McElrath, Michael 12 1:29.854 (22.024)
1:07.831 (23.104)			
3	Saint Anthony's	A	1:30.96
1)	Morant, Darius 11	2)	Louis, Sean 12
3)	Bruno, Vincenzo 12 45.726 (45.726)	4)	Gentile, Dominic 12 1:30.960 (22.324)
1:08.637 (22.911)			
4	West Genesee	A	1:31.77
1)	Burris, Dominick 11	2)	Manipole, Payton 11
3)	Bort, Bryce 12 45.936 (45.936)	4)	Moser, Chris 11 1:31.767 (22.572)
1:09.196 (23.260)			
5	Newark	A	1:31.90
1)	Salerno, Rocco 12	2)	Kellogg, Noah 12
3)	Orbaker, Tyree 12 45.807 (45.807)	4)	Hughes, Norwood 12 1:31.892 (21.788)
1:10.105 (24.298)			
6	Uprep Rochester	A	1:31.99
1)	Russell, Juelz 10	2)	Salaam, Khalid 11
3)	Jean, Christopher 11 46.342 (46.342)	4)	Mccleary, Mark 12 1:31.988 (22.702)
1:09.286 (22.945)			
7	Monsignor Farrell	A	1:32.02
1)	Keegan, Shawn 11	2)	Taddeo, Alex 12
3)	Burke, Thomas 9 45.254 (45.254)	4)	Burch, Messiah 11 1:32.019 (23.924)
1:08.095 (22.842)			
8	North Rockland	A	1:32.69
1)	Joseph, David 12	2)	LaCour, Michael 11
3)	Italiano, Tyler 11 46.190 (46.190)	4)	Farrar, Sebastian 12 1:32.688 (22.788)
1:09.901 (23.711)			

Boys 4x400 Meter Relay

Meet Records: 3:21.12 # 2004

Team	Relay	Prelims	
Preliminaries			
1	Bishop Loughlin	A 3:25.28Q	
1)	Lawson, Kyaire 10	2)	Johnson, Jelani 11
3)	Euche, Rashaun 9 51.966 (51.966)	4)	Noble, Wesley 11 2:35.631 (51.306)
1:44.325 (52.360)			
3:25.274 (49.644)			
2	Xavier	A 3:26.08Q	
1)	Barretta, Salvatore 12	2)	Carolan, Daniel 12
3)	Oettl, Matthias 12 52.038 (52.038)	4)	Shalvey, Conor 12 2:36.174 (51.857)
1:44.318 (52.280)			
3:26.072 (49.898)			
3	Baldwinsville	A 3:28.36Q	
1)	Hayes, Logan 11	2)	Weaver, Owen 12
3)	Mellinger, Sam 12 52.974 (52.974)	4)	McAllister, Jack 11 2:36.812 (52.495)
1:44.318 (51.344)			
3:28.353 (51.541)			

Preliminaries ... (Boys 4x400 Meter Relay)			
Team	Relay	Prelims	
4	Huntington	A 3:29.83Q	
1)	Seferian, Nicholai 11	2)	Martinez, Julio 12
3)	Francis, Jahmar 10 51.517 (51.517)	4)	Grover, Nick 12 2:37.535 (53.560)
1:43.975 (52.458)			
3:29.821 (52.287)			
5	Ward Melville	A 3:26.87q	
1)	Huang, David 12	2)	Powell, Christian 12
3)	Bussa, Jonathan 12 52.484 (52.484)	4)	Nicholson, John 12 2:36.600 (52.595)
1:44.006 (51.522)			
3:26.865 (50.265)			
6	Newburgh Free Academy	A 3:28.43q	
1)	Fermpong, John 12	2)	Williams, Xavier 11
3)	Montes, Samuel 12 53.346 (53.346)	4)	Worrell, Matthew 12 2:36.938 (52.006)
1:44.932 (51.587)			
3:28.428 (51.490)			
7	Colonie	A 3:30.28q	
1)	Ross, Ben 12	2)	Navedo, Savion 11
3)	Prevratil, Frank 12 53.493 (53.493)	4)	Norris, Aidan 10 2:38.313 (52.828)
1:45.485 (51.992)			
3:30.279 (51.966)			
8	Washingtonville	A 3:30.32q	
1)	Burroughs, Dion 12	2)	Bradshaw, Jaiden 11
3)	Efinger, Peter 12 52.059 (52.059)	4)	Napolitano, Joe 11 2:36.904 (53.072)
1:43.832 (51.773)			
3:30.320 (53.417)			
9	Mount Vernon	A 3:30.79q	
1)	Simeon, Shaquian 12	2)	Matthew, Jamar 12
3)	Hinds, Shaun 12 52.964 (52.964)	4)	Barriffe, Jabari 12 2:40.394 (54.057)
1:46.337 (53.374)			
3:30.783 (50.390)			
10	Williamsville North	A 3:31.02q	
1)	Maddigan, Colin 12	2)	Rasool, Noor 12
3)	Young, Brock 12 54.681 (54.681)	4)	Ames, Patrick 12 2:40.168 (52.928)
1:47.240 (52.559)			
3:31.020 (50.852)			
11	McQuaid Jesuit	A 3:32.26q	
1)	Larry, Carson 12	2)	Martinez, Carlos 12
3)	Anderson, Jacob 12 52.830 (52.830)	4)	Brown, Collin 11 2:40.577 (54.542)
1:46.035 (53.206)			
3:32.259 (51.682)			
12	Corning	A 3:32.83q	
1)	Ruffin, Gyasi 11	2)	Jensen, Lennart 12
3)	Mayolet, Hector 12 53.009 (53.009)	4)	Cornfield, Micah 12 2:41.720 (57.261)
1:44.460 (51.451)			
3:32.822 (51.102)			



NYS PHSA/NYS Federation Championships - 3/5/2022

Ocean Breeze Athletic Complex

Results

13	Valley Stream North	A	3:32.99
	1) John, Ryan 12	2) Duperval, Sedgely 10	
	3) Ellis, Daniel 12	4) Xavier, Jonathon 12	
	52.780 (52.780)	1:46.216 (53.436)	2:40.416 (54.200)
	3:32.985 (52.570)		
14	Westbury	A	3:33.20
	1) Rodriguez, Kevin 12	2) Chevez, Renzo 12	
	3) Dacosta, Tyreece 12	4) Taylor, Jacob 12	
	53.102 (53.102)	1:47.262 (54.161)	2:41.405 (54.143)
	3:33.191 (51.786)		
15	Poly Prep Country Day	A	3:33.40
	1) Drye, Theodore 11	2) Rossi, Kofi 9	
	3) James, Jordan 9	4) Ryland, Jack 10	
	54.610 (54.610)	1:46.556 (51.946)	2:42.481 (55.926)
	3:33.400 (50.919)		
16	LaSalle Inst	A	3:33.86
	1) Rotondi, Alex 11	2) McMahon, Maccoy 11	
	3) Stodghill, Cameron 11	4) Murphy, Patrick 11	
	53.517 (53.517)	1:48.032 (54.515)	2:41.241 (53.210)
	3:33.853 (52.612)		
17	Brockport HS	A	3:36.89
	1) Delany, Judson 12	2) Marshall, Brandt 10	
	3) Rightmyer, Gregory 10	4) Miller, Ethan 12	
	52.932 (52.932)	1:47.509 (54.577)	2:42.818 (55.310)
	3:36.890 (54.072)		
18	Brooklyn Technical	A	3:36.92
	1) Amar, Dakota 11	2) Forson, Isaac 12	
	3) Goward, Sean 11	4) Nebel, Erik 12	
	55.547 (55.547)	1:47.445 (51.898)	2:43.162 (55.717)
	3:36.913 (53.752)		
19	Suffern	A	3:38.03
	1) O'Connor, Sean 12	2) Solimine, Lorenzo 12	
	3) Iwuagwu, Travis 12	4) Koreen, Ezra 10	
	54.041 (54.041)	1:47.912 (53.872)	2:43.240 (55.328)
	3:38.021 (54.782)		
20	Massena	A	3:48.29
	1) Acevado, Eligha 10	2) Thomspson, Takaronhiotaki 11	
	3) Binion, Aaron 11	4) Ashley, Jordan 9	
	56.854 (56.854)	1:51.916 (55.062)	2:48.008 (56.093)
	3:48.283 (1:00.275)		
21	Saranac	A	3:49.02
	1) Harkness, Dominic 12	2) Balch, Brian 12	
	3) Fleury, Stephen 12	4) Norcross, Kye 11	
	56.950 (56.950)	1:54.587 (57.637)	2:53.075 (58.488)
	3:49.019 (55.944)		

Boys 4x400 Meter Relay

Meet Records: 3:21.12 # 2004

Team	Relay	Finals
Finals		
1 Washingtonville	A	3:24.16
1) Burroughs, Dion 12	2) Efinger, Peter 12	
3) Mallard, Elijah 12	4) Bradshaw, Jaiden 11	
52.120 (52.120)	1:43.468 (51.348)	2:35.175 (51.708)
3:24.153 (48.978)		
2 Xavier	A	3:25.43
1) Barretta, Salvatore 12	2) Oettl, Matthias 12	
3) Carolan, Daniel 12	4) Shalvey, Conor 12	
51.374 (51.374)	1:43.937 (52.563)	2:35.453 (51.517)
3:25.424 (49.971)		
3 Newburgh Free Academy	A	3:26.01
1) Montes, Samuel 12	2) Fermpong, John 12	
3) Worrell, Matthew 12	4) Williams, Xavier 11	
50.714 (50.714)	1:42.988 (52.274)	2:35.046 (52.058)
3:26.002 (50.956)		
4 Bishop Loughlin	A	3:26.14
1) Lawson, Kyair 10	2) Euche, Rashaun 9	
3) Johnson, Jelani 11	4) Noble, Wesley 11	
50.768 (50.768)	1:43.560 (52.792)	2:38.744 (55.184)
3:26.131 (47.388)		
5 Ward Melville	A	3:27.02
1) Huang, David 12	2) Powell, Christian 12	
3) Smith, Julian 12	4) Nicholson, John 12	
53.583 (53.583)	1:44.806 (51.224)	2:36.803 (51.997)
3:27.011 (50.208)		
6 Huntington	A	3:28.61
1) Chery, Quincy 12	2) Francis, Jahmar 10	
3) Seferian, Nicholai 11	4) Armstrong, Matt 11	
54.546 (54.546)	1:47.673 (53.128)	2:38.235 (50.562)
3:28.601 (50.366)		
7 Baldwinsville	A	3:31.68
1) Hayes, Logan 11	2) Mellinger, Sam 12	
3) Weaver, Owen 12	4) McAllister, Jack 11	
53.453 (53.453)	1:45.751 (52.299)	2:38.277 (52.526)
3:31.680 (53.404)		
8 Colonie	A	3:33.18
1) Ross, Ben 12	2) Prevratil, Frank 12	
3) Navedo, Savion 11	4) Norris, Aidan 10	
53.100 (53.100)	1:45.899 (52.799)	2:38.923 (53.024)
3:33.173 (54.250)		



NYS PHSAA/NYS Federation Championships - 3/5/2022

Ocean Breeze Athletic Complex

Results

Boys 4x800 Meter Relay

Meet Records: 7:50.52 #

Team	Relay	Finals
Finals		
1 Holland/East	A	7:56.15
1) Tent, Braden 12	2) Ticen, Pierce 12	
3) Owens, Evan 12	4) Jones, Brody 12	
2:02.169 (2:02.169)	3:59.919 (1:57.750)	6:00.450 (2:00.531)
7:56.142 (1:55.692)		
2 Shenendehowa	A	7:57.00
1) Adonnino, Andre 12	2) Colindres, Jason 11	
3) Clay, Michael 12	4) Brimhall, Nathan 12	
2:00.664 (2:00.664)	4:01.924 (2:01.260)	6:00.762 (1:58.838)
7:56.998 (1:56.237)		
3 Chaminade	A	7:57.99
1) Anselmo, Brendan 12	2) Zgurzynski, John 12	
3) Mulryan, Patrick 11	4) Going, Liam 12	
2:02.021 (2:02.021)	4:00.555 (1:58.534)	6:00.087 (1:59.532)
7:57.985 (1:57.898)		
4 Corning	A	7:58.64
1) Gregorski, Jack 12	2) Cornfield, Gabe 11	
3) McLaren, Tevin 11	4) Bange, Ashton 11	
2:00.971 (2:00.971)	4:01.415 (2:00.444)	6:00.572 (1:59.157)
7:58.638 (1:58.066)		
5 Saint Anthony's	A	8:03.24
1) Noble, Jack 12	2) Dearie, Sean 11	
3) Paredes, Jeremy 11	4) Ward, Jack 11	
2:01.835 (2:01.835)	4:03.274 (2:01.440)	6:06.887 (2:03.613)
8:03.235 (1:56.348)		
6 Susan E. Wagner	A	8:03.46
1) Connelly, Keith 12	2) Diaz, Fernando 11	
3) Perazzo, Joseph 11	4) Rodriguez-King, Michael 12	
2:03.034 (2:03.034)	4:05.270 (2:02.237)	6:08.688 (2:03.418)
8:03.452 (1:54.765)		
7 Northport	A	8:03.86
1) Semo, Wyeth 12	2) Sheahan, Timothy 11	
3) McNaughton, James 11	4) Cruz, Brandon 10	
2:01.166 (2:01.166)	4:00.376 (1:59.210)	6:02.410 (2:02.035)
8:03.854 (2:01.444)		
8 Irondequoit	A	8:05.17
1) Branch, Cooper 12	2) Mccollum, Brendan 12	
3) Yanguas, Brandon 10	4) Lyons, Dylan 12	
2:03.461 (2:03.461)	4:09.117 (2:05.656)	6:07.671 (1:58.554)
8:05.170 (1:57.500)		

Finals ... (Boys 4x800 Meter Relay)

Team	Relay	Finals
9 Monroe-Woodbury	A	8:06.75
1) Catherwood, Collin 11	2) Benoit, Brian 12	
3) Gilstrap, Collin 11	4) Hala, Ethan 12	
2:05.166 (2:05.166)	4:05.996 (2:00.830)	6:07.416 (2:01.420)
8:06.744 (1:59.328)		
10 Brooklyn Technical	A	8:09.25
1) Orbegozo, Andres 12	2) Zhao, Dylan 12	
3) Jopek, Aleksander 12	4) Wolfe-Thompson, Travis 10	
2:05.986 (2:05.986)	4:11.720 (2:05.735)	6:09.354 (1:57.634)
8:09.241 (1:59.887)		
11 Syosset	A	8:09.46
1) Altman, Jordan 11	2) Berg, Steven 12	
3) Miller, Jake 12	4) Hernandez, John 11	
2:05.676 (2:05.676)	4:04.316 (1:58.640)	6:10.995 (2:06.680)
8:09.453 (1:58.458)		
12 Collegiate School	A	8:14.62
1) Davis, Ben 12	2) Marks, Sebastian 12	
3) White, Nolan 11	4) Rezak, Michael 11	
2:03.340 (2:03.340)	4:12.007 (2:08.668)	6:17.042 (2:05.035)
8:14.620 (1:57.579)		
13 Clarkstown South	A	8:19.76
1) Dudek, Kieran 12	2) Koenig, Kyle 12	
3) Lin, Ethan 12	4) Rime, Julian 11	
2:05.225 (2:05.225)	4:04.590 (1:59.365)	6:15.906 (2:11.317)
8:19.760 (2:03.854)		
14 West Genesee	A	8:29.25
1) Walsh, Aidan 12	2) Moser, Kevin 11	
3) Conmy, Casey 11	4) McMahon, Peter 11	
2:06.744 (2:06.744)	4:16.789 (2:10.045)	6:27.532 (2:10.744)
8:29.246 (2:01.714)		
15 Canton	A	8:52.56
1) Finley, Max 12	2) Lyndaker, Nick 12	
3) Bregg, Hayden 12	4) Nolan, Brendan 12	
2:11.684 (2:11.684)	4:22.768 (2:11.084)	6:33.449 (2:10.682)
8:52.552 (2:19.103)		
16 Saranac	A	9:31.38
1) Denial, Andrew 10	2) Reyes, Brandon 12	
3) Kelley, Dean 11	4) Breen, Ethan 12	
2:12.907 (2:12.907)	4:36.756 (2:23.850)	7:05.048 (2:28.292)
9:31.376 (2:26.328)		



NYS PHSA/NYS Federation Championships - 3/5/2022

Ocean Breeze Athletic Complex

Results

Boys Distance Medley

Team	Relay	Finals
Finals		
1 Section 2	A	8:52.32
1) Farnan, Evan 12	2) Greene, Tyler 12	
3) Malatesta, Daniel 12	4) Lester, Kejhaune 11	
2:39.916 (2:39.916)	3:02.493 (22.578)	4:29.276 (1:26.784)
8:52.320 (4:23.044)		
2 Section 11	A	8:56.70
1) DiFava, Giancarlo 11	2) Hendrickson, Chase 12	
3) Wefer, Austin 12	4) Thomas, Daniel 12	
2:40.534 (2:40.534)	3:03.770 (23.237)	4:30.935 (1:27.165)
8:56.698 (4:25.763)		
3 Section 5	A	8:58.22
1) Anderson, Jacob 12	2) Haltiner, Broden 12	
3) Chierichella, Colden 11	4) DeFeo, Jack 11	
2:41.932 (2:41.932)	3:05.859 (23.927)	4:32.794 (1:26.936)
8:58.219 (4:25.425)		
4 Catholic Hig	A	9:02.50
1) Hawkes, Michael 12	2) Carter, Jabril 11	
3) Davitt, David 10	4) Flynn, Tommy 10	
2:41.381 (2:41.381)	3:05.116 (23.736)	4:30.966 (1:25.850)
9:02.497 (4:31.532)		
5 Section 3	A	9:07.05
1) Howard, Chris 10	2) Leblanc, Caleb 11	
3) McAllister, Gavin 12	4) Warren, Tanner 11	
2:43.802 (2:43.802)	3:06.856 (23.054)	4:36.002 (1:29.146)
9:07.050 (4:31.048)		
6 Section 8	A	9:09.92
1) Beltran, Kevin 10	2) Grewal, Sameer 11	
3) Krummenacker, Kurt 12	4) Schaeffler, Logan 10	
2:43.892 (2:43.892)	3:08.956 (25.064)	4:38.388 (1:29.432)
9:09.920 (4:31.533)		
7 Section 1	A	9:11.82
1) Braga, Kaique 12	2) Geraghty, Sean 12	
3) Goodman, Max 12	4) Goodson, Ellis 11	
2:41.302 (2:41.302)	3:05.726 (24.424)	4:34.232 (1:28.507)
9:11.813 (4:37.581)		
8 Section 9	A	9:11.84
1) Bellinger, Elijah 12	2) Valentino, Domenic 12	
3) Diemoz, Luke 12	4) LaBelle, Evan 12	
2:40.102 (2:40.102)	3:09.202 (29.101)	4:36.046 (1:26.844)
9:11.834 (4:35.789)		
9 Section 4	A	9:13.96
1) Shaw, Everett 9	2) Andrus, Axl 10	
3) Kalousdian, Aidan 12	4) Schecter, Elijah 12	
2:42.500 (2:42.500)	3:05.438 (22.938)	4:35.556 (1:30.119)
9:13.960 (4:38.404)		

Finals ... (Boys Distance Medley)

Team	Relay	Finals
10 Public Schoo	A	9:21.47
1) Beissel, Matthew 12	2) Kerrigan, Sean 12	
3) Perez, Jose 12	4) Sullivan, Christophe 12	
2:45.090 (2:45.090)	3:08.608 (23.518)	4:36.826 (1:28.218)
9:21.462 (4:44.637)		
11 Section 6	A	9:34.30
1) Carmen, Willam 12	2) Floreczak, Nicholas 12	
3) Rung, Owen 10	4) Wallrich, Colin 12	
2:48.098 (2:48.098)	3:12.076 (23.979)	4:42.714 (1:30.638)
9:34.298 (4:51.585)		

Boys High Jump

Meet Records:	6-10 # 1981	Eldred Williams	
Name	Yr	School	Finals
Finals			
1 Austin, Devin	12	Falconer/MG/	6-05.00
2 Namdar, Adam	12	Great Neck N	J6-05.00
3 Kell, Tyler	12	Clyde-Savann	6-04.00
4 Parks, Michael	12	East Syracus	6-03.00
5 Muccini, Daniel	12	Chaminade	6-02.00
6 Dittmann, Joe	10	Brooklyn Tec	J6-02.00
7 DePaull, Bryant	12	Dryden	J6-02.00
8 Reile, Brian	12	Herkimer	6-00.00
8 Roetker, Jack	11	Webster Thom	6-00.00
10 Bosworth, Charles	12	Paul D. Schr	J6-00.00
11 Krug, Andrew	11	St. Francis	5-10.00
11 Farnsworth, Andrew	12	Mohonasen	5-10.00
13 Norrby, Joseph	9	East Islip	J5-10.00
14 Hudock, Andrew	12	Vestal	J5-10.00
15 Jiang, Ason	10	Bronx HS Of	5-08.00
15 Oluwole, Matthew	12	Suffern	5-08.00
17 Nevin-D'Allaird, Isaac	12	Mohonasen	J5-08.00
17 Barkley, Bereket	11	Trinity Scho	J5-08.00
19 Gibson, Finn	11	New Paltz HS	J5-08.00
20 Schultz, Quinlan	12	Sweet Home	5-06.00
20 Stephens, Luke	11	Bronxville	5-06.00
20 Burroughs, Dion	12	Washingtonvi	5-06.00
23 Fiorvante, Paul	11	Connetquot	J5-06.00
24 Washburn, Austin	11	Potsdam HS	5-03.00
--- Anderson, Asher	11	Plattsburgh	NH

Boys Pole Vault

Meet Records:	16-00 # 2010	Cory Duggan	
Name	Yr	School	Finals
Finals			
1 Lourenco, Nicholas	12	Saint Anthon	15-06.00
2 Mancabelli, Kegan	12	Orchard Park	15-00.00



NYS PHSA/NYS Federation Championships - 3/5/2022

Ocean Breeze Athletic Complex

Results

3	Petersen, Carter	12	Fonda-Fulton	14-06.00
3	Howard, Neil	10	Taconic Hill	14-06.00
5	Croke, Michael	12	Fordham Prep	14-00.00
6	Mason, Colbie	12	Westhampton	J14-00.00
7	Fehrman, Brett	12	Central Squa	13-00.00
7	Lourenco, Matt	11	Saint Anthon	13-00.00
9	Gallagher, Aidan	12	Lansing	J13-00.00
9	Hayward, Harrison	12	Hackley Scho	J13-00.00
9	VanMaaren, Vincent	11	Delhi HS	J13-00.00
12	Dengler, Moss	11	Ithaca High	J13-00.00
13	Hurleigh, Connor	12	Connetquot	12-00.00
13	Allocco, Drew	12	Webster Schr	12-00.00
14	Bletsko, Jason	12	Spencerport	J12-00.00
15	Mancabelli, Anthony	9	Orchard Park	J12-00.00
17	Virata, Joshua	12	Susan E. Wag	11-06.00
17	Beattie, Luke	8	Warwick Vall	11-06.00
19	Lane, Peyton	12	Kingston	10-09.00
19	Castano, Joseph	12	Sanford H. C	10-09.00
21	Mwesigwa, Elvis Mato	12	Susan E. Wag	J10-09.00
---	McAllister, Gavin	12	Cicero-North	NH
---	McKenney, Alex	12	Horace Greel	NH
---	Dicker, Max	11	Bronxville	NH
---	Talamo, Sergio	11	Massapequa	NH

Boys Long Jump

Meet Records: 24-02.50 # 2004 Felipe Reyes

Name	Yr	School	Finals
Finals			
1	Kaulder, Rhoan	8	McQuaid Jesu 22-10.50
2	John, Ryan	12	Valley Strea 21-10.00
3	Park, Paul	11	Manhasset 21-09.75
4	Koloko, Moet	12	Sweet Home 21-09.50
5	Polk, Jarrod	12	Bolivar-Rich 21-08.50
6	Bilello, Alexander	12	Clarkstown N 21-05.00
7	Praileau, Bashir	11	Albany Acade 21-04.75
8	El, Rocky	12	East Syracus 21-00.75
9	Howard, Neil	10	Taconic Hill 21-00.00
10	Smith, Caleb	12	Jamesville-D 20-11.25
11	Martinez-france, Alias	12	Saint Anthon 20-08.50
12	Krzanowicz, Cj	12	Cheektowaga 20-08.25
13	Wheeler, Alexandros	12	Columbia (S 20-06.50
14	Miles, Kenyon	11	Saint Anthon 20-05.50
15	Sterling, Christian	12	Cornwall 20-02.00
16	Scott, Kazeem	11	Freeport 20-01.00
16	Kwarteng, Kwame	12	Bay Shore 20-01.00
18	Barkwell, Caleb	12	Chenango Val 19-11.75
19	Petty, Matthew	12	Highland 19-11.00
20	Howard, Aaxavier	12	Central Vall 19-10.75
21	O'Connell, Spencer	12	Poly Prep Co 19-07.75

Finals ... (Boys Long Jump)

Name	Yr	School	Finals
22	Billinger, Ty'Jon	12	Amityville M 19-06.00
22	Lee, Jory	12	HS For Math, 19-06.00
24	Labella, Trey	12	Ogdensburg F 18-05.25
25	Blauvelt, Jagger	12	Middletown 18-04.25
26	Burns, Chase	10	Erasmus Hall 18-03.50
27	Turner, Nathan	11	Dryden 18-00.50
28	Magiera, Elijah	12	Beekmantown 17-06.50
29	Washburn, Austin	11	Potsdam HS 16-10.25
30	Page, Samuel	9	Beekmantown 16-08.00
---	Clarke, Jabari	12	New Rochelle FOUL
---	Gong, Tyler	12	Collegiate S FOUL

Boys Triple Jump

Meet Records: 50-07.25 # 1991 Chris Lopez

Name	Yr	School	Finals
Finals			
1	John, Ryan	12	Valley Strea 46-06.25
2	El, Rocky	12	East Syracus 45-07.75
3	Antwi, Ryan	11	Central Isli 45-03.25
4	Park, Paul	11	Manhasset 45-02.25
5	Sepulveda, Manuel	11	East Rochest 44-11.00
6	Wheeler, Alexandros	12	Columbia (S 44-10.00
7	Lee, Jory	12	HS For Math, 42-10.75
8	Salerno, Rocco	12	Newark 42-10.00
9	Ghongwatsang, Ngawang	12	Townsend Har 42-09.25
10	Hawthorn, William	12	Center Moric 42-07.75
11	Spencer, Jordan	12	Saint Anthon 41-04.00
12	Austin, Devin	12	Falconer/MG/ 41-02.75
13	Odhiambo, Randy	12	Fdr 41-02.00
14	Cesar, Zack	11	North Rockla 40-11.50
15	James, Dandre	12	Union Endico 40-11.25
16	Ahern, Glen	12	Westlake 40-11.00
17	Delany, Judson	12	Brockport HS 40-08.25
18	Bates, Tony	11	Allegany/Ole 40-05.00
19	McCaffrey, Peter	12	Marcellus 39-11.00
20	Jerome, Joshua	12	Guilderland J39-11.00
21	DeLoatch, Damani	10	Beacon 39-03.00
22	Gallagher, Aidan	12	Lansing 38-07.50
24	Przygoda, Patrick	12	Collegiate S J38-07.50
24	Ormsby, Dylan	12	Hackley Scho 38-07.00
25	Muccini, Daniel	12	Chaminade 37-08.25
26	Langdon, Aiden	12	Franklin Aca 37-03.50
27	Homburger, Connor	9	Saranac 36-02.25
28	Magiera, Elijah	12	Beekmantown 35-05.50
29	Washburn, Austin	11	Potsdam HS 34-03.00



NYS PHSA/NYS Federation Championships - 3/5/2022

Ocean Breeze Athletic Complex

Results

Boys Shot Put

Meet Records: 66-01 # 2015 Eric Favors

Name	Yr	School	Finals
Finals			
1	Foster, Jack	12 Saratoga Spr	55-06.50
2	Pinckney, Michael	12 HS For Const	55-03.75
3	Dennis, Brandon	12 Amityville M	54-03.25
4	Shelton, Thomas	12 Pelham	52-05.00
5	Graham, Jalen	12 Liverpool	49-06.50
6	Trembley, William	12 Newark	49-05.25
7	Saltsman, Alessandro	12 Fonda-Fulton	48-10.50
8	Ellsworth, Mitchell	11 Saranac Lake	48-03.00
9	Sereda, Max	12 Commack	46-03.50
10	Williams, Isaiah	12 Clarkstown S	45-08.25
11	Milillo, Christopher	12 Iona Prepara	45-03.25
12	Wims, Jaylen	12 Pittsford Su	44-10.75
13	Swartwood, Dustin	11 Auburn	44-10.00
14	Kafri, Jacob	12 Roslyn	44-08.25
15	Atherley, Nathan	11 Monsignor Mc	44-06.50
16	Mechalke, Christopher	12 Corning	44-03.75
17	Cervellera, Dominic	12 Orchard Park	44-02.75
18	Hursh, John	12 Corning	44-00.25
19	Napoli, Trace	12 Marlboro	42-09.00
20	Mondesir, Justin	11 Poly Prep Co	42-04.50
21	Ashley, Branden	12 Saranac	42-01.25
22	Heim, Frankie	12 Monroe-Woodb	41-05.00
23	Hawes, Austin	12 Clarence	40-08.50
24	Mullen, Kyle	11 Farmingdale	40-00.25
25	Pau, Brandon	11 Francis Lewi	38-10.75
26	Awoyomi, Abolaji	12 Trinity Scho	37-06.50
27	Savage, Nolan	12 Tupper Lake	36-02.50
28	Ordway, Alexander	10 Gouverneur	34-02.75

Finals ... (Boys Weight Throw)

Name	Yr	School	Finals
12	Corpuz, Myron	12 Susan E. Wag	57-03.00
13	Swartwood, Dustin	11 Auburn	56-08.25
14	Geiger, Luke	12 Batavia	54-11.25
15	Ashley, Branden	12 Saranac	54-03.25
16	Decker, Martin	12 Cornwall	54-02.75
17	Hogue, Cabe	11 Corning	54-02.50
18	Mondesir, Justin	11 Poly Prep Co	53-08.00
19	Mechalke, Christopher	12 Corning	53-04.50
20	Kafri, Jacob	12 Roslyn	52-10.00
21	Collette, Evan	11 Shenendehowa	51-02.75
22	Hasty, Kevin	12 East Syracuse	51-01.25
23	Christensen, Michael	11 Grand Island	50-04.25
24	Marks, Cal	12 Elmira Expre	48-08.50
25	Googel, Jared	11 Somers	44-04.00
---	Lehman, Tate	12 Shenendehowa	FOUL

Boys Weight Throw

Meet Records: 67-08.50 # 2015 Eric Sheng

Name	Yr	School	Finals
Finals			
1	Pinckney, Michael	12 HS For Const	74-09.00#
2	Graham, Jalen	12 Liverpool	64-06.00
3	Newton, Qualiar	12 Fdr	63-06.75
4	Luciano, Brian	12 Somers	61-11.00
5	Kim, Parker	11 Syosset	60-06.25
6	Fishler, Aaron	12 Syosset	60-04.75
7	Trembley, William	12 Newark	60-00.75
8	Litten, David	11 Niagara Fall	59-07.75
9	Carey, Martin	12 Webster Thom	58-01.00
10	Saltsman, Alessandro	12 Fonda-Fulton	57-05.50
11	Milillo, Christopher	12 Iona Prepara	57-05.00

